

Q1 Please enter the information indicated below:

Answered: 1,100 Skipped: 0

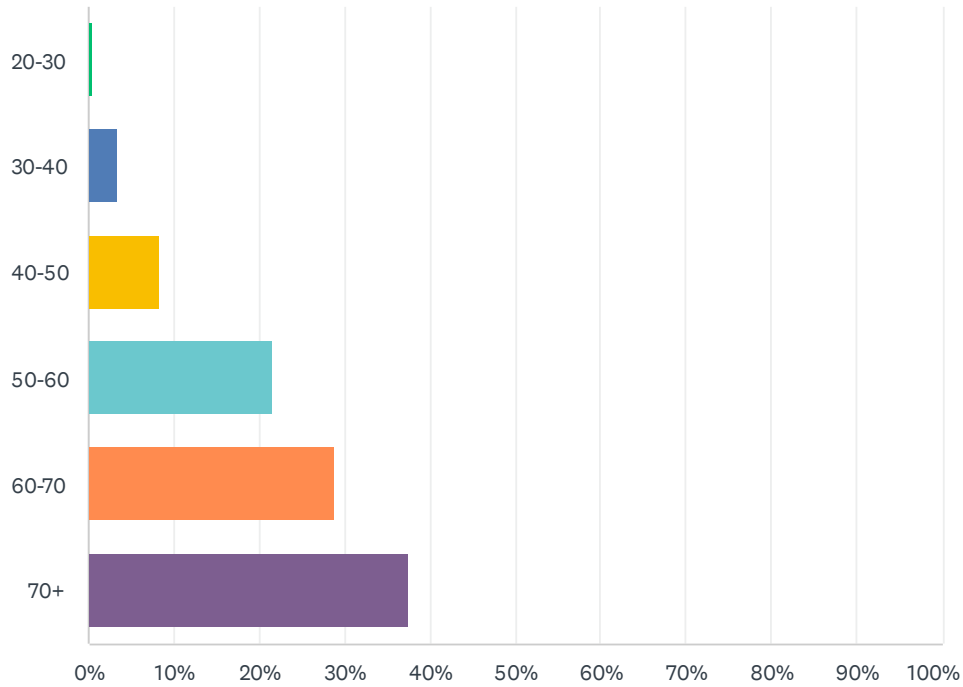
ANSWER CHOICES	RESPONSES	
First Name	100.00%	1,100
Last Name	100.00%	1,100
Phone Number	97.82%	1,076
Email Address	98.09%	1,079

Q2 Account Number, Condo Number or Elkhorn Street Address:*

Answered: 1,090 Skipped: 10

Q3 What is your age?

Answered: 1,084 Skipped: 16



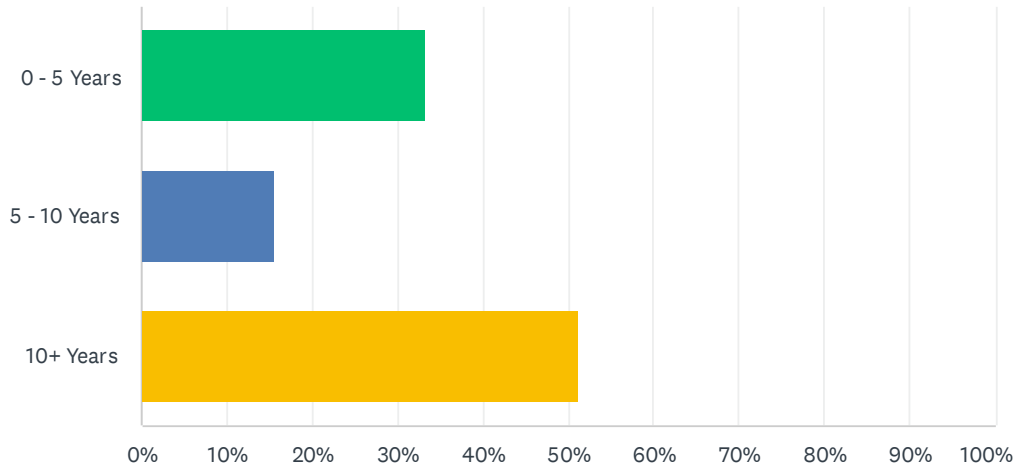
ANSWER CHOICES	RESPONSES	
20-30	0.46%	5
30-40	3.51%	38
40-50	8.39%	91
50-60	21.49%	233
60-70	28.69%	311
70+	37.45%	406
TOTAL		1,084

2010 Responses

20 - 30	0.24%	2
30 - 40	2.49%	20
40 - 50	11.71%	94
50 - 60	28.27%	227
Over 60	57.29%	460
	Total	803

Q4 How long have you owned property in Elkhorn?

Answered: 1,095 Skipped: 5



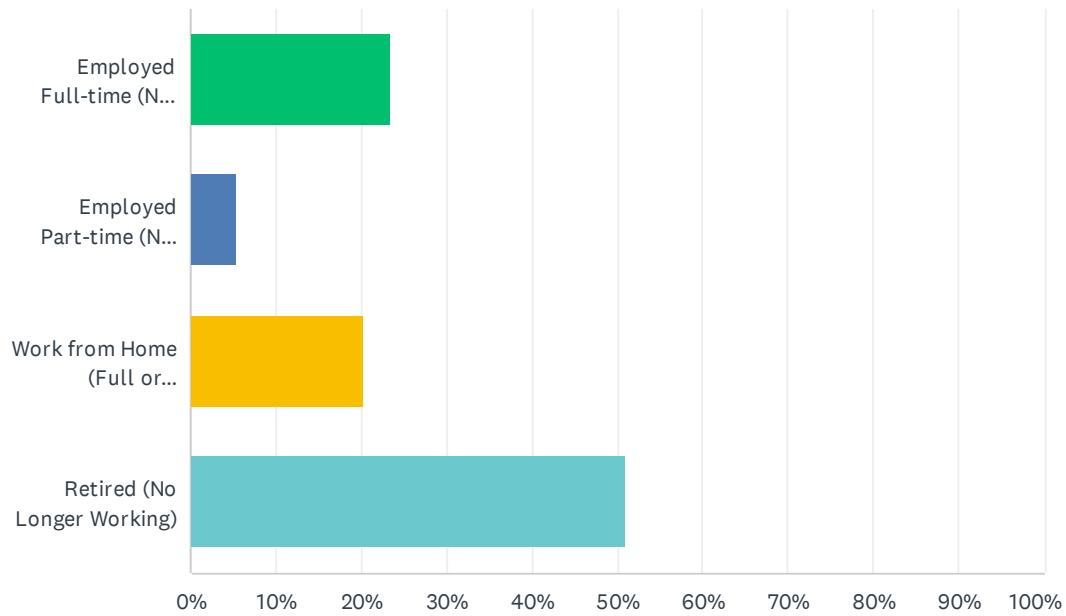
ANSWER CHOICES	RESPONSES	
0 - 5 Years	33.24%	364
5 - 10 Years	15.53%	170
10+ Years	51.23%	561
TOTAL		1,095

2010 Responses

0 - 5 Years	16.98%	135
5 - 10 Years	22.01%	175
10+ Years	61.01%	485
	Total	795

Q5 What is your employment status?

Answered: 1,086 Skipped: 14



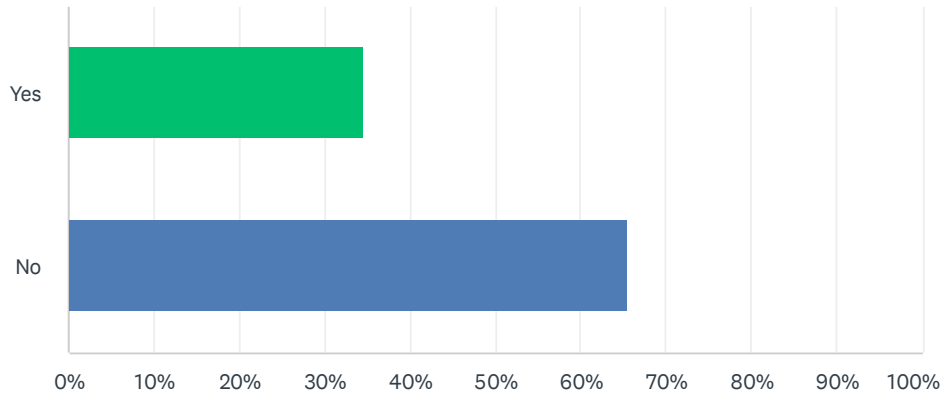
ANSWER CHOICES	RESPONSES
Employed Full-time (Not at Home)	23.48% 255
Employed Part-time (Not at Home)	5.25% 57
Work from Home (Full or Part-time)	20.26% 220
Retired (No Longer Working)	51.01% 554
TOTAL	1,086

2010 Responses

Was Not Asked

Q6 Is Elkhorn your primary residence?

Answered: 1,095 Skipped: 5



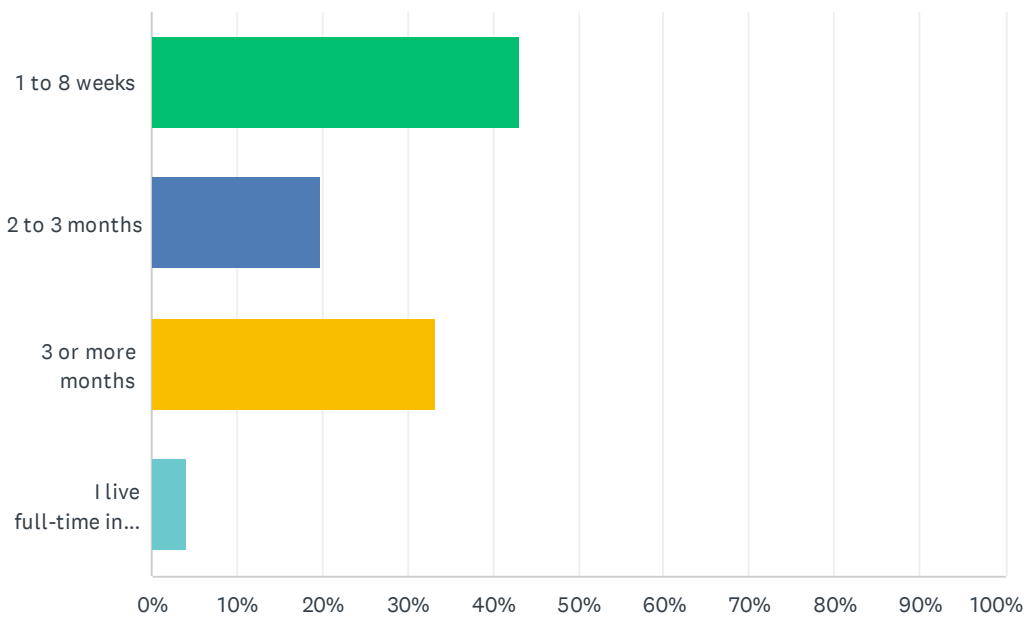
ANSWER CHOICES	RESPONSES	
Yes	34.61%	379
No	65.39%	716
TOTAL		1,095

2010 Responses

Yes	24.56%	197
No	75.44%	605
	Total	802

Q7 How much time do you spend in Sun Valley each year?

Answered: 708 Skipped: 392



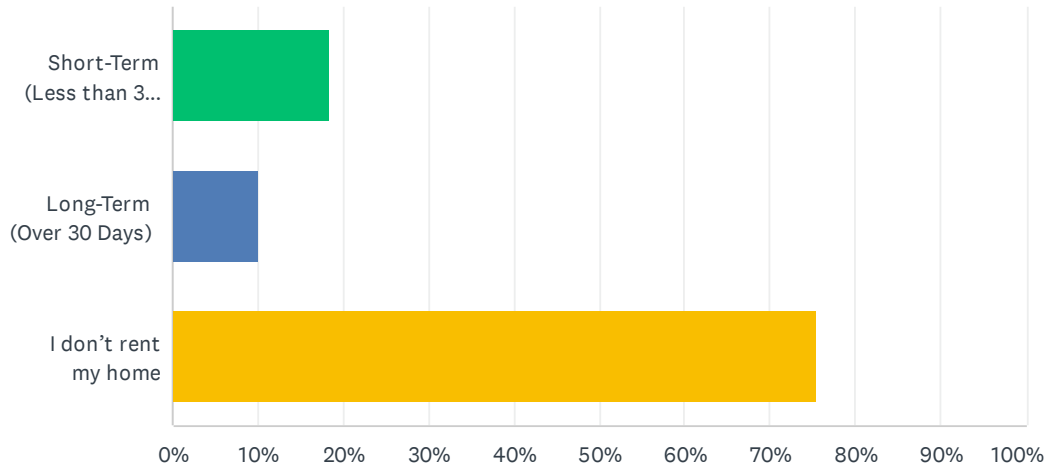
ANSWER CHOICES	RESPONSES	
1 to 8 weeks	43.08%	305
2 to 3 months	19.77%	140
3 or more months	33.19%	235
I live full-time in the area but not in Elkhorn	3.95%	28
TOTAL		708

2010 Responses

1 to 8 Weeks	49.42%	296
2 to 3 Months	20.70%	124
3 or More Months	24.87%	149
I live full-time in the area but not in Elkhorn	5.00%	30
Total		599

Q8 Do you rent your home? (Please check both short- term and long-term if it applies to your situation.)

Answered: 707 Skipped: 393



ANSWER CHOICES	RESPONSES	
Short-Term (Less than 30 Days)	18.25%	129
Long-Term (Over 30 Days)	10.04%	71
I don't rent my home	75.39%	533
Total Respondents: 707		

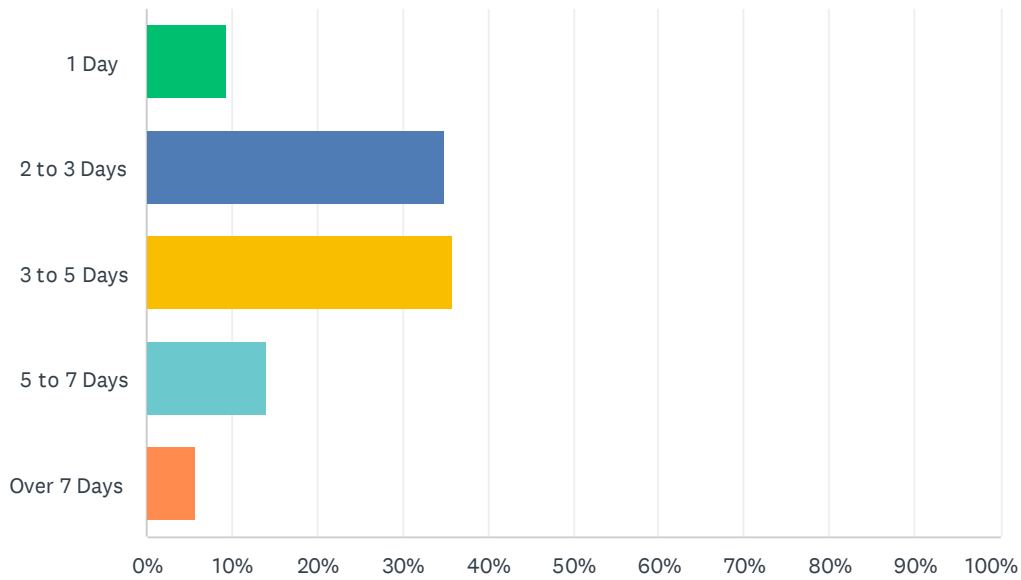
The total % above = 103.68% responding - that's because they may rent both short & long-term - 400 respondents did not answer this question.

2010 Responses

Did Not Ask Question

Q9 What is the shortest length of time that your home is rented for?

Answered: 106 Skipped: 994



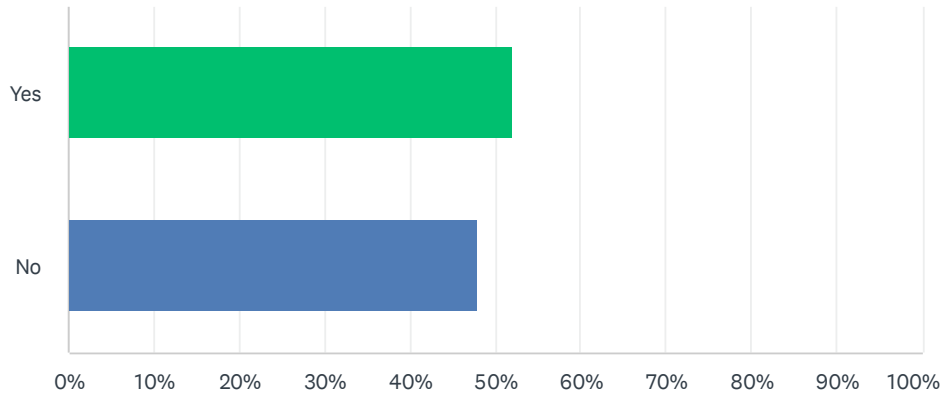
ANSWER CHOICES	RESPONSES	
1 Day	9.43%	10
2 to 3 Days	34.91%	37
3 to 5 Days	35.85%	38
5 to 7 Days	14.15%	15
Over 7 Days	5.66%	6
TOTAL		106

2010 Responses

Did not ask this question.

Q10 Was rental income important in your home purchase decision?

Answered: 177 Skipped: 923



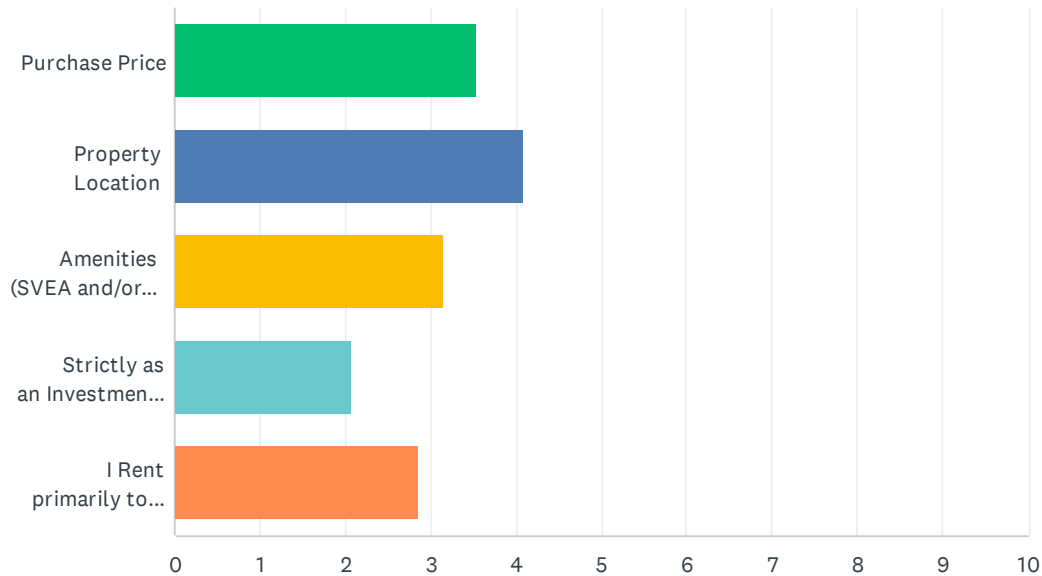
ANSWER CHOICES	RESPONSES	
Yes	51.98%	92
No	48.02%	85
TOTAL		177

2010 Responses

Did not ask this question.

Q11 Why did you purchase your rental property in Elkhorn? - Please arrange in order of importance from 1-5 with 1 being the most important to you.

Answered: 170 Skipped: 930



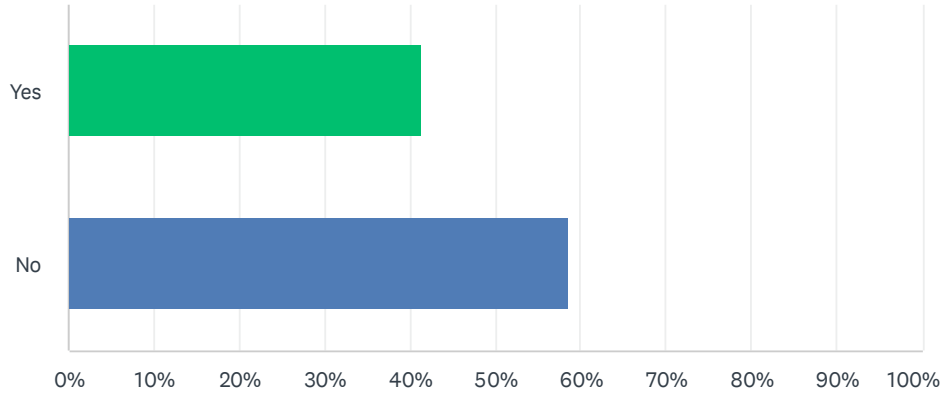
	1	2	3	4	5	N/A	TOTAL	SCORE
Purchase Price	27.03% 40	22.97% 34	22.30% 33	14.86% 22	5.41% 8	7.43% 11	148	3.55
Property Location	44.30% 66	26.17% 39	15.44% 23	8.72% 13	0.67% 1	4.70% 7	149	4.10
Amenities (SVEA and/or Other)	6.76% 10	31.08% 46	33.11% 49	16.89% 25	6.76% 10	5.41% 8	148	3.15
Strictly as an Investment Property	7.38% 11	7.38% 11	4.70% 7	16.11% 24	37.58% 56	26.85% 40	149	2.06
I Rent primarily to offset expenses (Mortgage, Insurance, Taxes, Dues, Etc.)	19.75% 32	8.64% 14	17.28% 28	25.93% 42	17.28% 28	11.11% 18	162	2.86

2010 Responses

Did not ask this question.

Q12 Are you renting your property on a temporary basis until you can eventually occupy the property full time?

Answered: 172 Skipped: 928



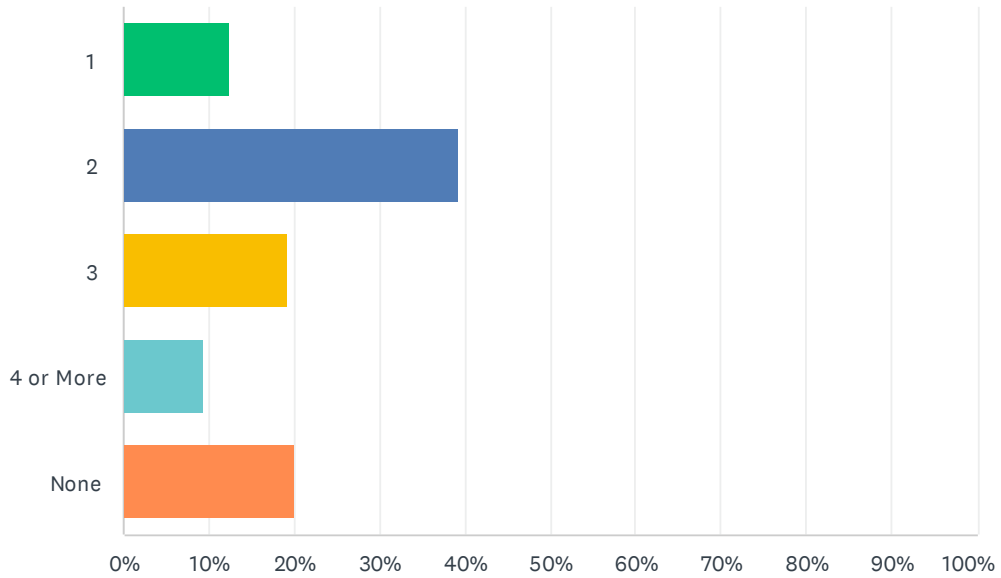
ANSWER CHOICES	RESPONSES	
Yes	41.28%	71
No	58.72%	101
TOTAL		172

2010 Responses

Did not ask this question.

Q13 How Many Children do you have?

Answered: 1,073 Skipped: 27



ANSWER CHOICES	RESPONSES	
1	12.40%	133
2	39.14%	420
3	19.11%	205
4 or More	9.32%	100
None	20.04%	215
TOTAL		1,073

2010 Responses

1	10.73%	85
2	34.72%	275
3	20.07%	159
4 or More	16.03%	127
None	18.43%	146
	Total	792

Q14 Please indicate the age and number of children in that age range.

Answered: 837 Skipped: 263

ANSWER CHOICES	RESPONSES	
Ages 1 to 10	8.84%	74
Ages 10 to 18	13.14%	110
Ages 18 to 23	17.08%	143
Age 24+	76.70%	642

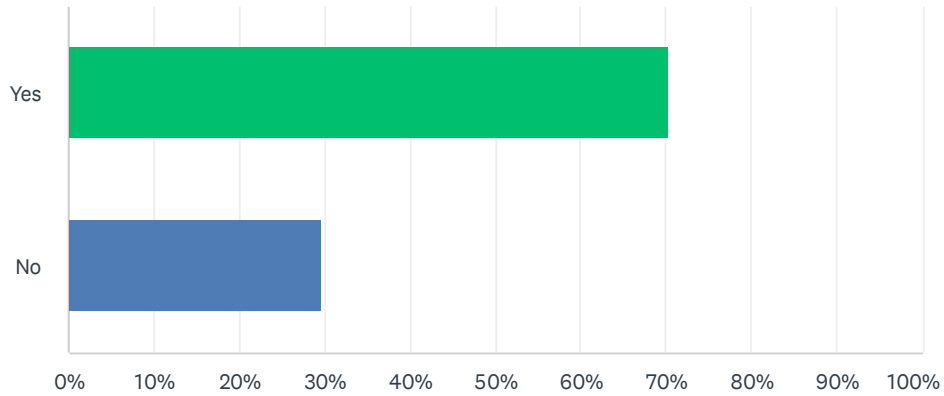
Total Number of Children = 969**2010 Responses**

Ages 1 to 10	6.66%	108
Ages 11 to 18	11.85%	192
Ages 18 to 23	11.85%	192
Ages 24+	75.06%	1216

Total Number of Children = 1,620

Q15 Do your children use the Elkhorn amenities?

Answered: 849 Skipped: 251



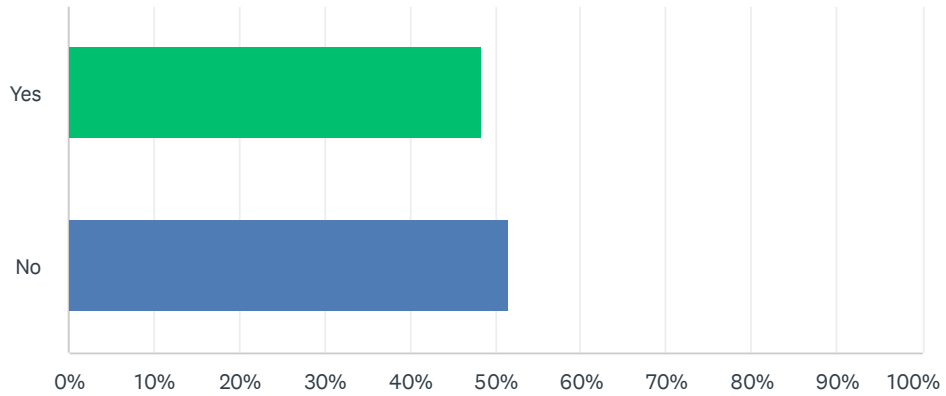
ANSWER CHOICES	RESPONSES	
Yes	70.32%	597
No	29.68%	252
TOTAL		849

2010 Responses

Yes	72.68%	471
No	27.32%	177
	Total	648

Q16 Do you have grandchildren?

Answered: 852 Skipped: 248



ANSWER CHOICES	RESPONSES	
Yes	48.47%	413
No	51.53%	439
TOTAL		852
2010 Responses		
Yes	55.90%	360
No	44.09%	284
	Total	644

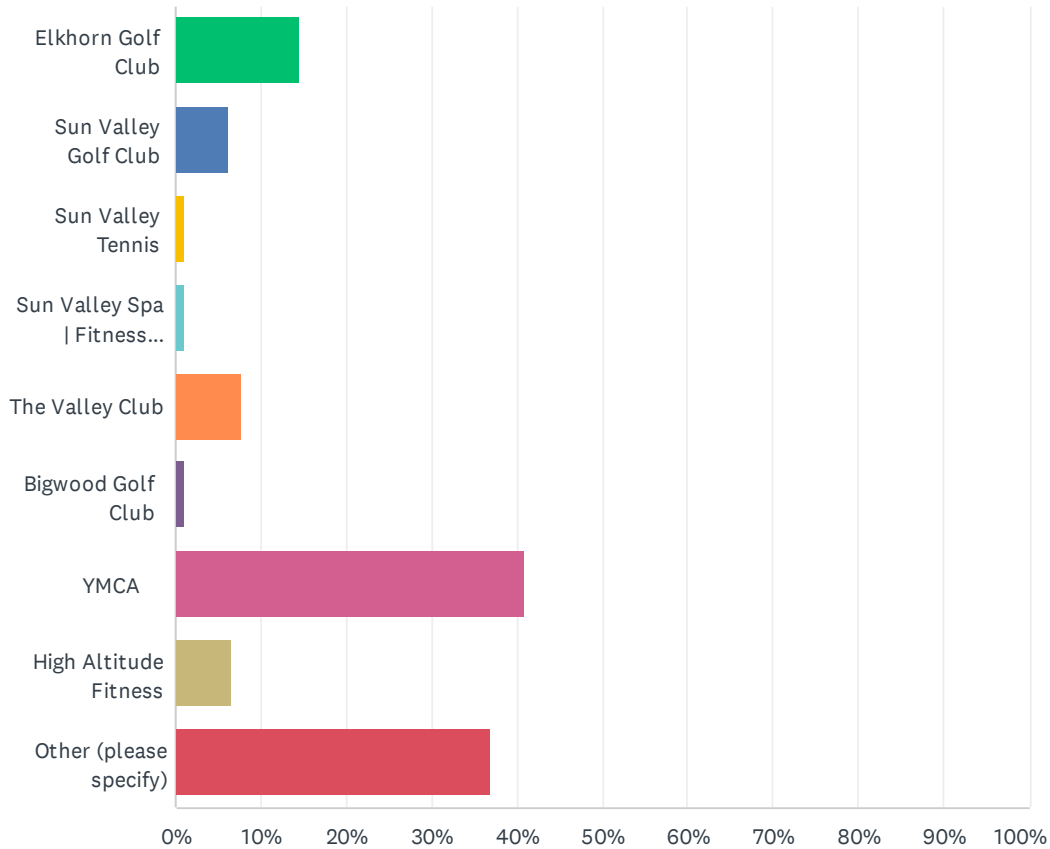
Q17 Please indicate the age and number of grandchildren in that age range.

Answered: 403 Skipped: 697

ANSWER CHOICES	RESPONSES	
Ages 1 to 10	67.74%	273
Ages 10 to 18	45.91%	185
Ages 18 to 23	26.80%	108
Age 24+	18.11%	73
Total Number of Grandchildren = 639		
2010 Responses		
Ages 1 to 10	54.85%	730
Ages 11 to 18	27.95%	372
Ages 18 to 23	11.79%	157
Ages 24+	5.41%	72
Total Number of Grandchildren = 1,331		

Q18 Do you have a membership in one or more of the following? (Please check all that apply.)

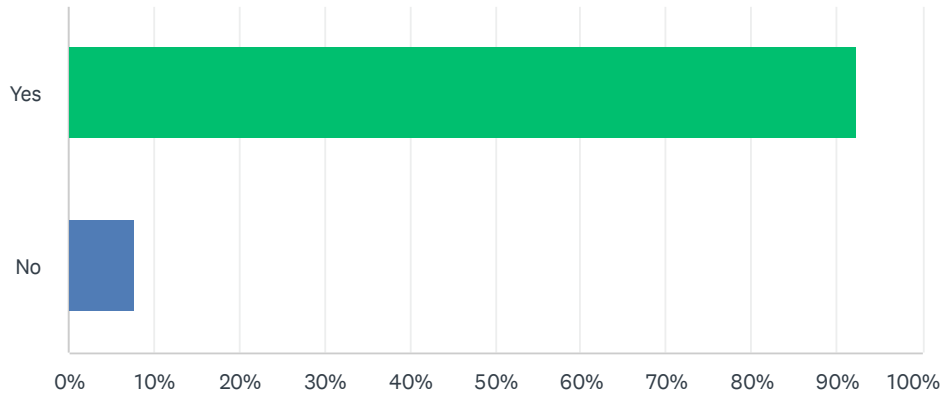
Answered: 520 Skipped: 580



ANSWER CHOICES	2010		RESPONSES	
	Responses			
Elkhorn Golf Club	18.12%	56	14.42%	75
Sun Valley Golf Club	4.5%	14	6.15%	32
Sun Valley Tennis	1.29%	4	0.96%	5
Sun Valley Spa Fitness Center	N/A		1.15%	6
The Valley Club	8.41%	26	7.69%	40
Bigwood Golf Club	4.53%	14	1.15%	6
YMCA	44.01%	136	40.96%	213
High Altitude Fitness	N/A		6.54%	34
Other (please specify) Zynergy	19.09%	59	36.92% Zynergy & Others	192
Total Respondents: 520				

Q19 Have you ever had an SVEA amenity card?

Answered: 1,069 Skipped: 31



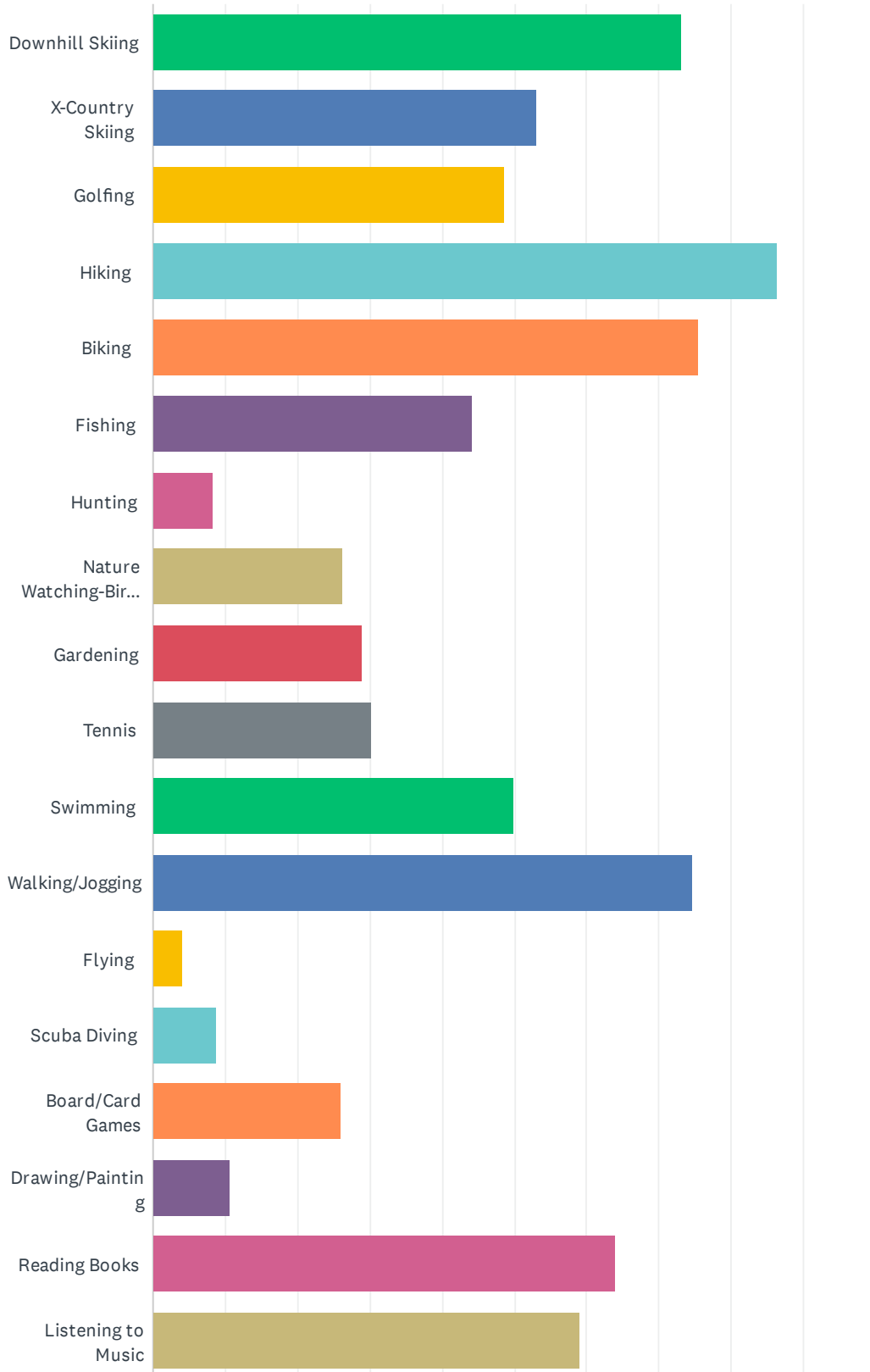
ANSWER CHOICES	RESPONSES	
Yes	92.33%	987
No	7.67%	82
TOTAL		1,069

2010 Responses

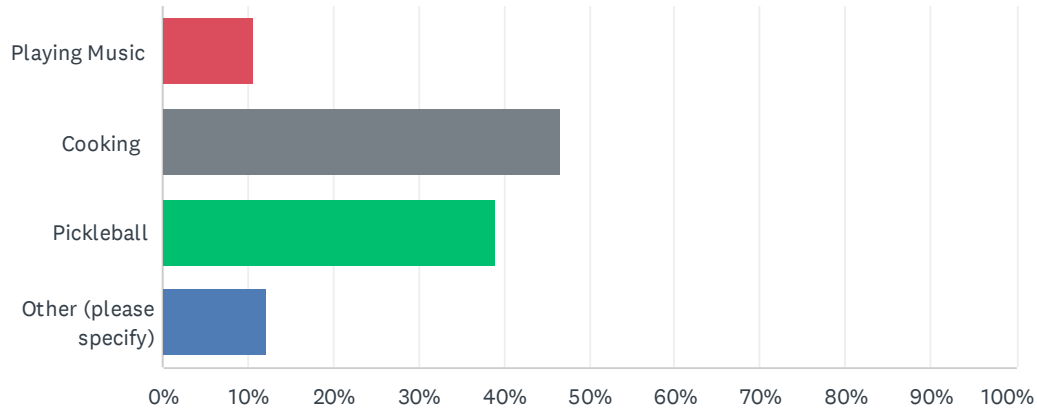
Yes	95.56%	753
No	4.44%	35
	Total	788

Q20 Please indicate your hobbies and interest. (Please mark all that apply.)

Answered: 984 Skipped: 116



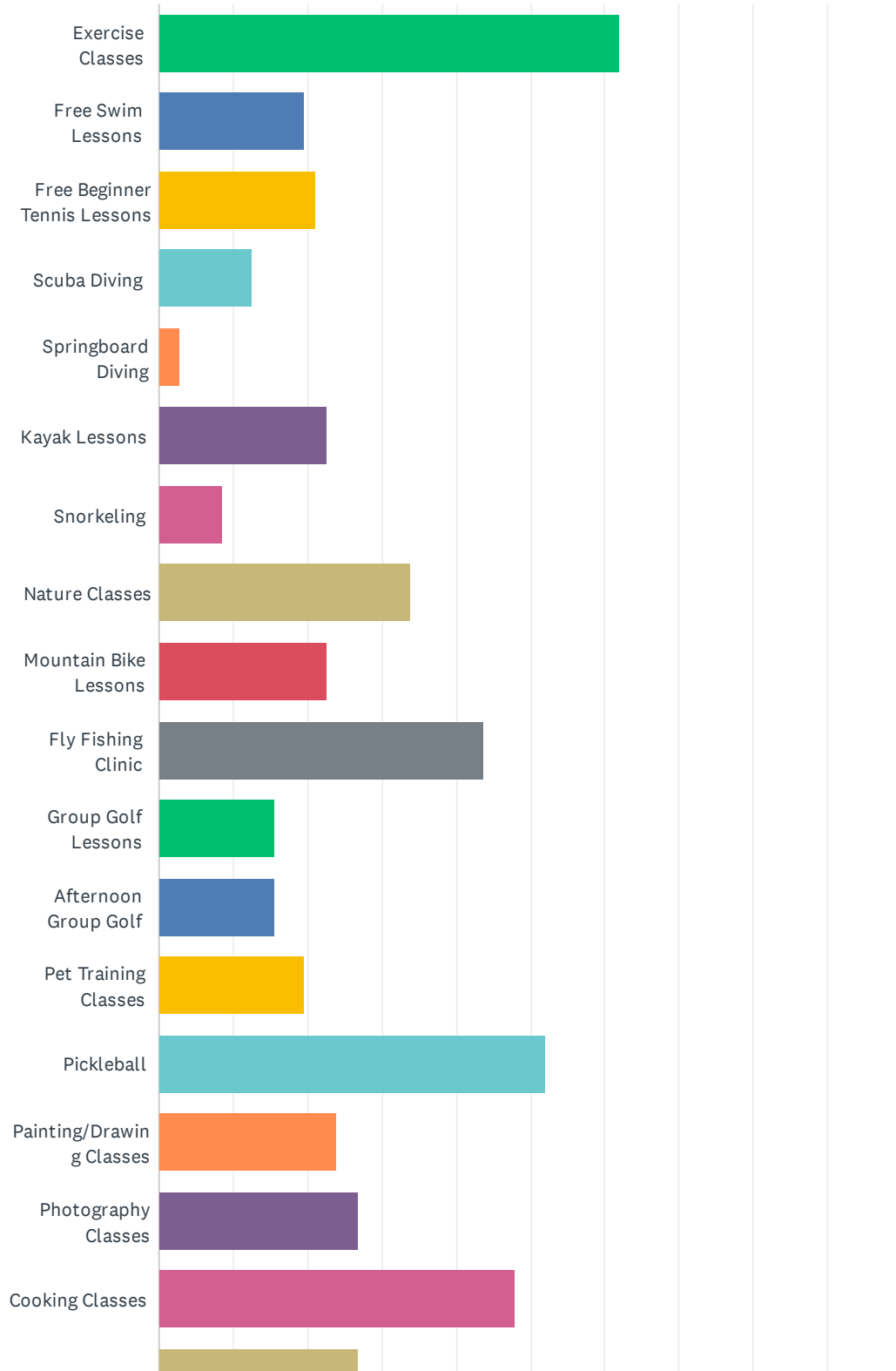
SVEA June/July Owner Survey 2022



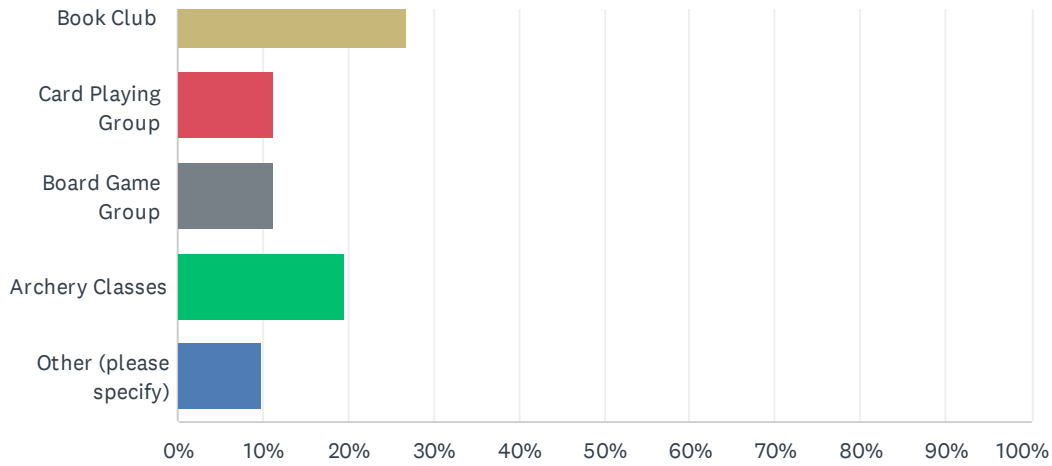
ANSWER CHOICES	2010		2022	
	Responses		RESPONSES	
Downhill Skiing	69.49%	558	73.07%	719
X-Country Skiing	50.68%	407	53.05%	522
Golfing	47.07%	378	48.58%	478
Hiking	74.59%	599	86.38%	850
Biking	71.11%	571	75.51%	743
Fishing	40.85%	328	44.11%	434
Hunting	10.71%	86	8.23%	81
Nature Watching-Birds/Wildlife	26.15%	210	26.32%	259
Gardening	30.63%	246	28.96%	285
Tennis	36.98%	297	30.28%	298
Swimming	50.68%	407	49.80%	490
Walking/Jogging	66.50%	534	74.70%	735
Flying	6.35%	51	3.96%	39
Scuba Diving	7.47%	60	8.74%	86
Board/Card Games	22.29%	179	25.91%	255
Drawing/Painting	9.09%	73	10.57%	104
Reading Books	63.51%	510	63.92%	629
Listening to Music	50.43%	405	59.15%	582
Playing Music	16.81%	135	10.67%	105
Cooking	40.47%	325	46.65%	459
Pickleball	7.34%	59	38.92%	383
Other (please specify)	8.21%	66	12.09%	119
Total Respondents: 984	803		984	

Q21 Please indicate if any of the following activities or programs would be of interest to you and list any other activity or program you may be interested. (Please mark all that apply.)

Answered: 71 Skipped: 1,029



SVEA June/July Owner Survey 2022



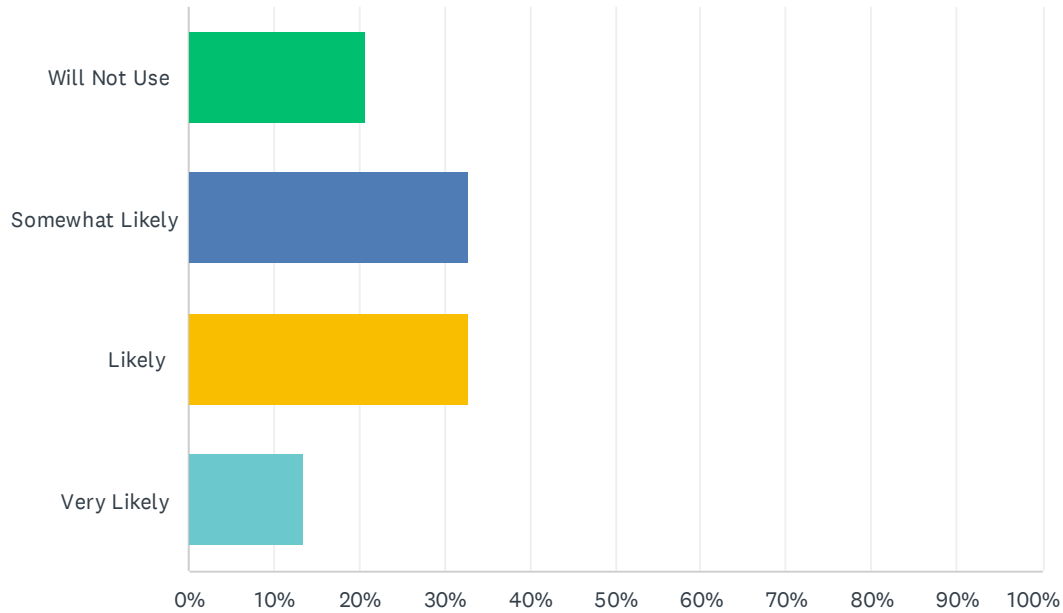
Responses by Owners with No Amenity Card

2010

ANSWER CHOICES	Responses - 35 Owners		RESPONSES from 71 Owners	
Exercise Classes	48.57%	17	61.97%	44
Free Swim Lessons	17.14%	6	19.72%	14
Free Beginner Tennis Lessons	11.42%	4	21.13%	15
Scuba Diving	2.85%	1	12.68%	9
Springboard Diving	0.00		2.82%	2
Kayak Lessons	17.14%	6	22.54%	16
Snorkeling	2.85%	1	8.45%	6
Nature Classes	11.42%	4	33.80%	24
Mountain Bike Lessons	14.28%	5	22.54%	16
Fly Fishing Clinic	25.71%	9	43.66%	31
Group Golf Lessons	17.14%	6	15.49%	11
Afternoon Group Golf	8.57%	3	15.49%	11
Pet Training Classes	17.14%	6	19.72%	14
Pickleball	0.00%		52.11%	37
Painting/Drawing Classes	17.14%	6	23.94%	17
Photography Classes	8.57%	3	26.76%	19
Cooking Classes	31.43%	11	47.89%	34
Book Club	20.00%	7	26.76%	19
Card Playing Group	5.71%	2	11.27%	8
Board Game Group	2.85%	1	11.27%	8
Archery Classes	N/A		19.72%	14
Other (please specify)	8.57%	3	9.86%	7
Total Respondents: 71		35		71

Q22 How likely are you to use the recreational amenities if activities in which you expressed interest above were offered?

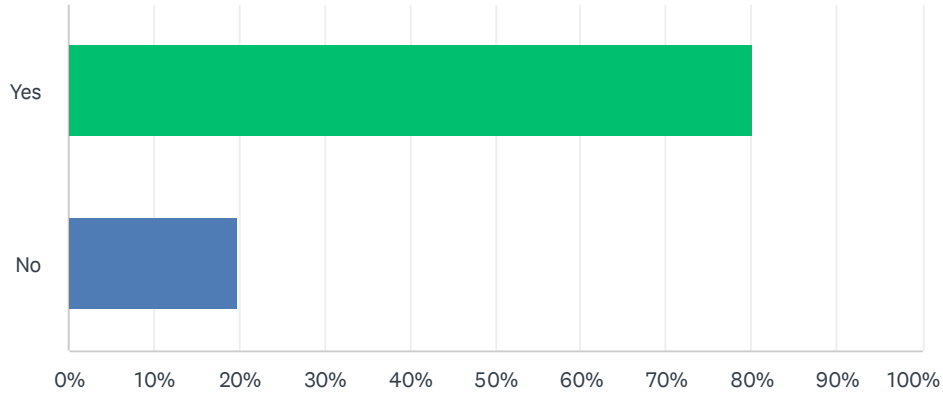
Answered: 82 Skipped: 1,018



ANSWER CHOICES	2010		2022	
	Responses		RESPONSES	
Will Not Use	19.64%	11	20.73%	17
Somewhat Likely	21.43%	12	32.93%	27
Likely	33.93%	19	32.93%	27
Very Likely	25.00%	14	13.41%	11
TOTAL		56		82

Q23 Do you, or any family members, ever use either the Harker Center or Village swimming amenities?

Answered: 982 Skipped: 118



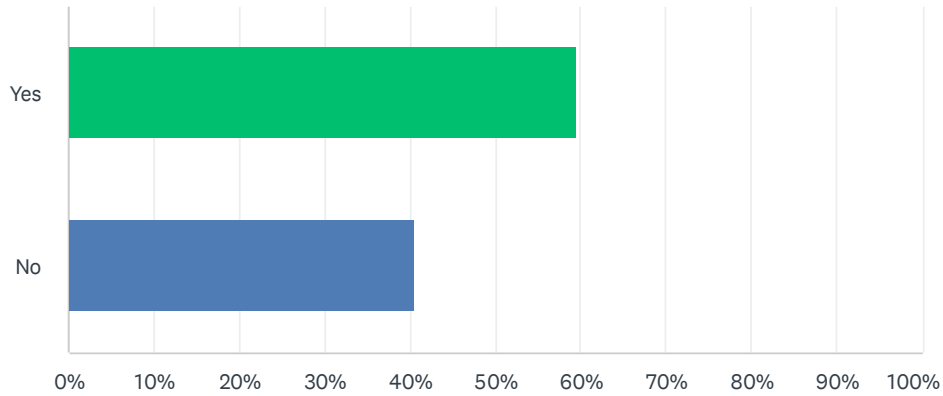
ANSWER CHOICES	RESPONSES	
Yes	80.24%	788
No	19.76%	194
TOTAL		982

2010 Responses

Yes	79.71%	605
No	20.29%	154
	Total	759

Q24 Have you used the Harker Center swimming pool or hot tub in the last year?

Answered: 784 Skipped: 316



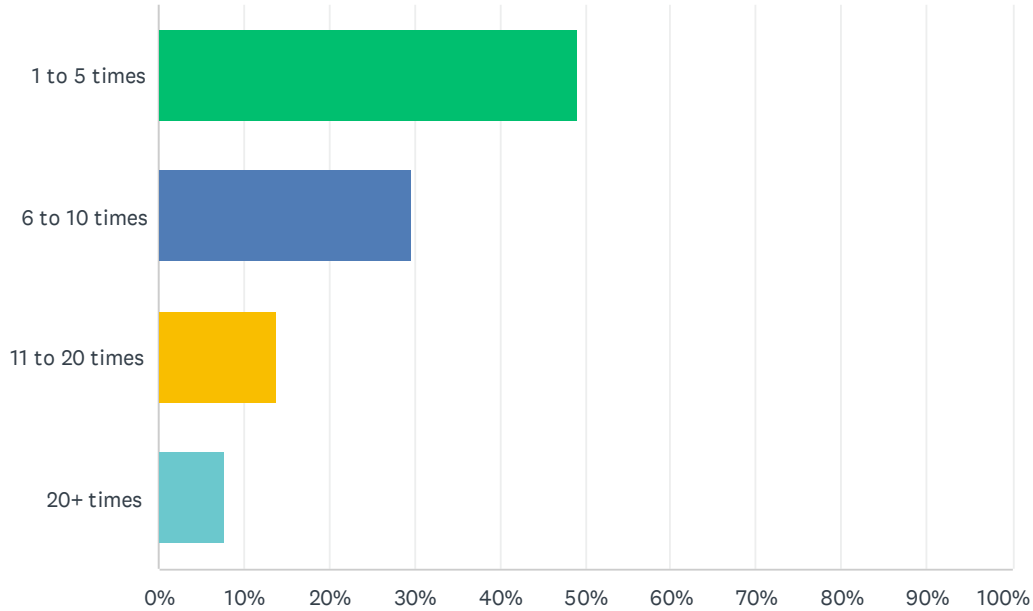
ANSWER CHOICES	RESPONSES	
Yes	59.44%	466
No	40.56%	318
TOTAL		784

2010 Responses

Yes	63.56%	389
No	36.44%	223
	Total	612

Q25 How often would you say you used the Harker Center pool or hot tub over the last year?

Answered: 470 Skipped: 630



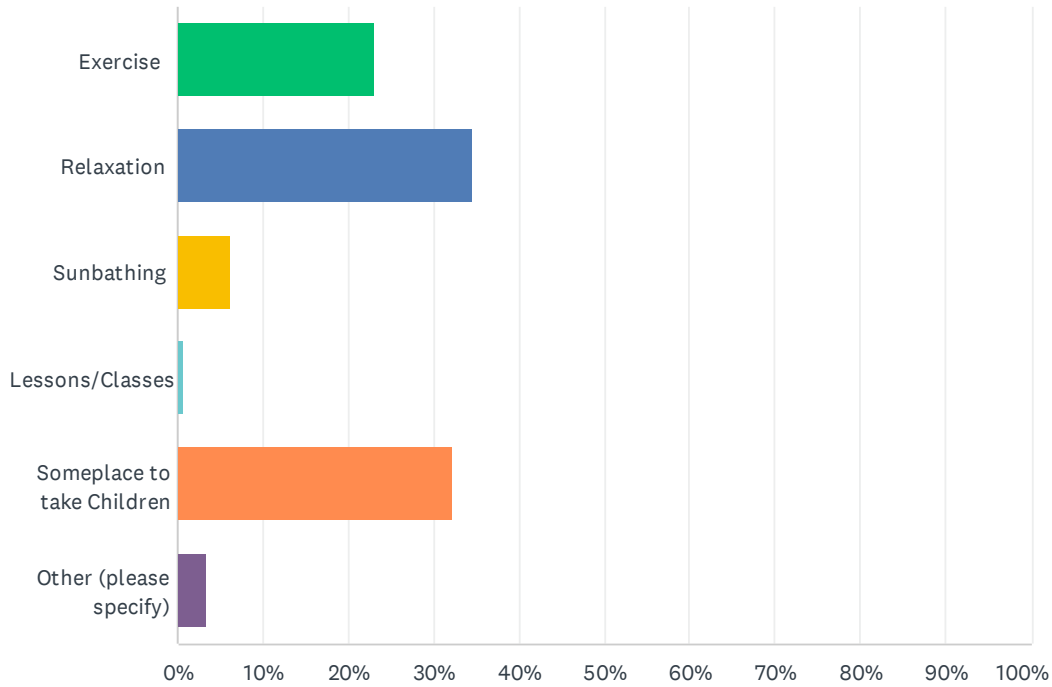
ANSWER CHOICES	RESPONSES	
1 to 5 times	48.94%	230
6 to 10 times	29.57%	139
11 to 20 times	13.83%	65
20+ times	7.66%	36
TOTAL		470

2010 Responses

1 to 5 times	52.64%	209
6 to 10 times	26.70%	106
11 to 20 times	12.85%	51
20+ times	7.81%	31
	Total	397

Q26 Was your primary use of the Harker Center pool or hot tub for:

Answered: 467 Skipped: 633



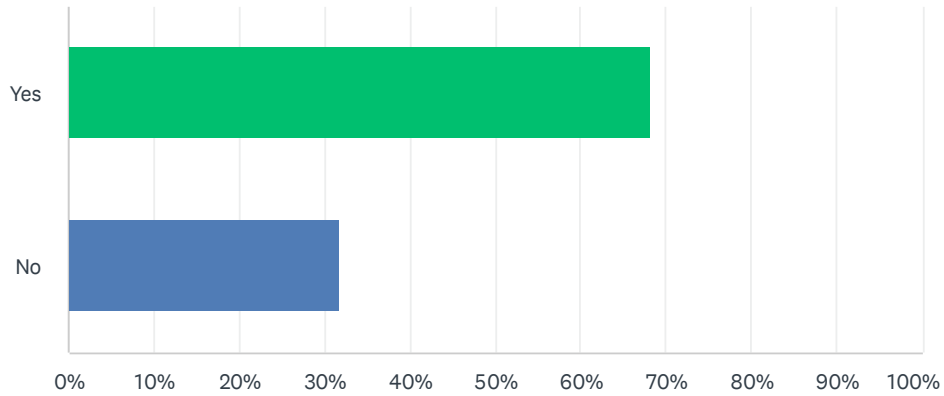
ANSWER CHOICES	RESPONSES	
Exercise	23.13%	108
Relaxation	34.48%	161
Sunbathing	6.21%	29
Lessons/Classes	0.64%	3
Someplace to take Children	32.12%	150
Other (please specify) Diving Board	3.43%	16
TOTAL		467

2010 Responses

Exercise	26.81%	122
Relaxation	56.92%	259
Sun Bathing	11.65%	53
Lessons/Classes	0.44%	2
Someplace to take kids/SpringBoard	4.18%	19
	Total	455

Q27 Have you ever used the Harker Center pool?

Answered: 320 Skipped: 780



Skipped from Question Q24

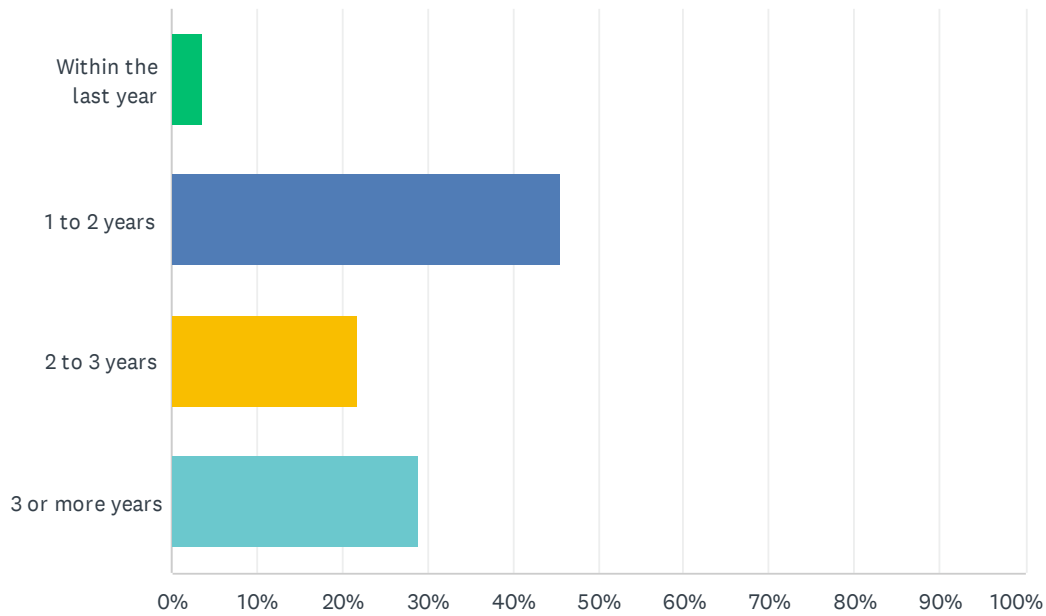
ANSWER CHOICES	RESPONSES	
Yes	68.13%	218
No	31.87%	102
TOTAL		320

2010 Responses

Yes	70.86%	197
No	29.14%	81
	Total	278

Q28 How long has it been since you used the Harker Center pool/hot tub?

Answered: 217 Skipped: 883



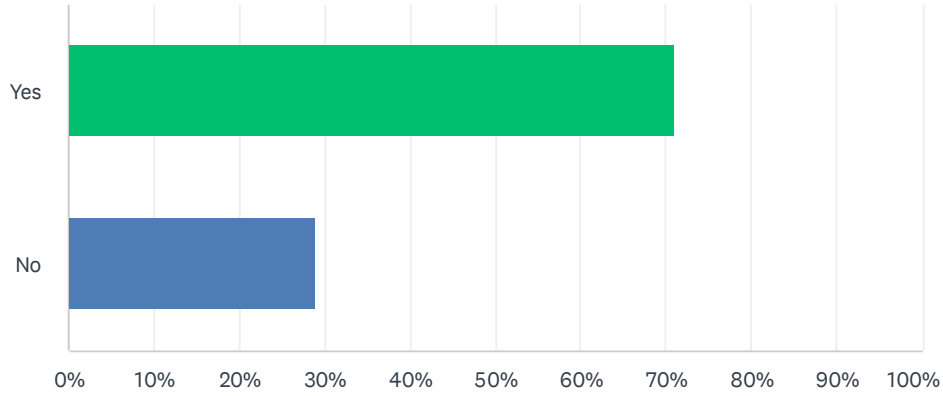
ANSWER CHOICES	RESPONSES
Within the last year	3.69% 8
1 to 2 years	45.62% 99
2 to 3 years	21.66% 47
3 or more years	29.03% 63
TOTAL	217

2010 Responses

Within the Last Year	24.87%	49
1 to 2 Years	36.04%	71
2 to 3 Years	14.22%	28
3 or More Years	24.87%	49
	Total	197

Q29 Do your Children or Grandchildren use either the Harker Center or Village swimming amenities? (If no children or grandchildren mark “No”)

Answered: 684 Skipped: 416



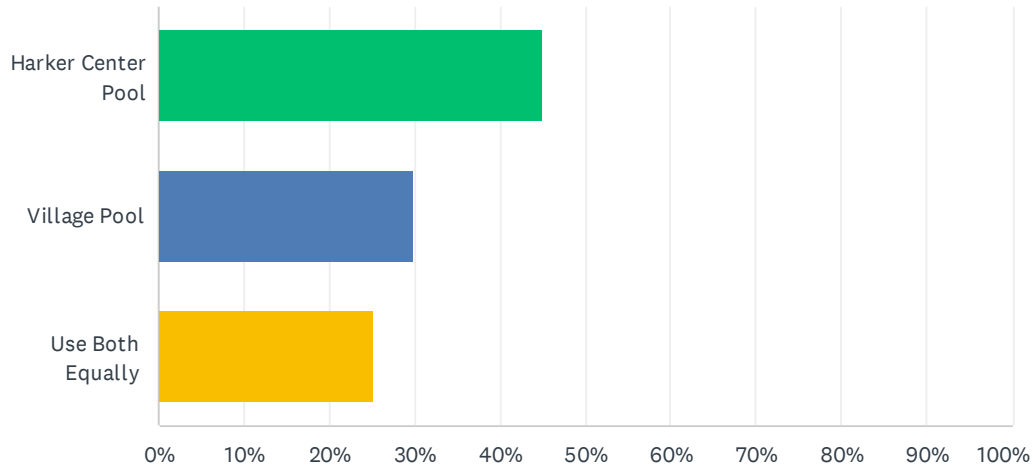
ANSWER CHOICES	RESPONSES	
Yes	70.91%	485
No	29.09%	199
TOTAL		684

2010 Responses

Yes	74.86%	405
No	25.14%	136
	Total	541

Q30 Are your Children or Grandchildren more likely to use the Harker Center or Village Pool?

Answered: 481 Skipped: 619



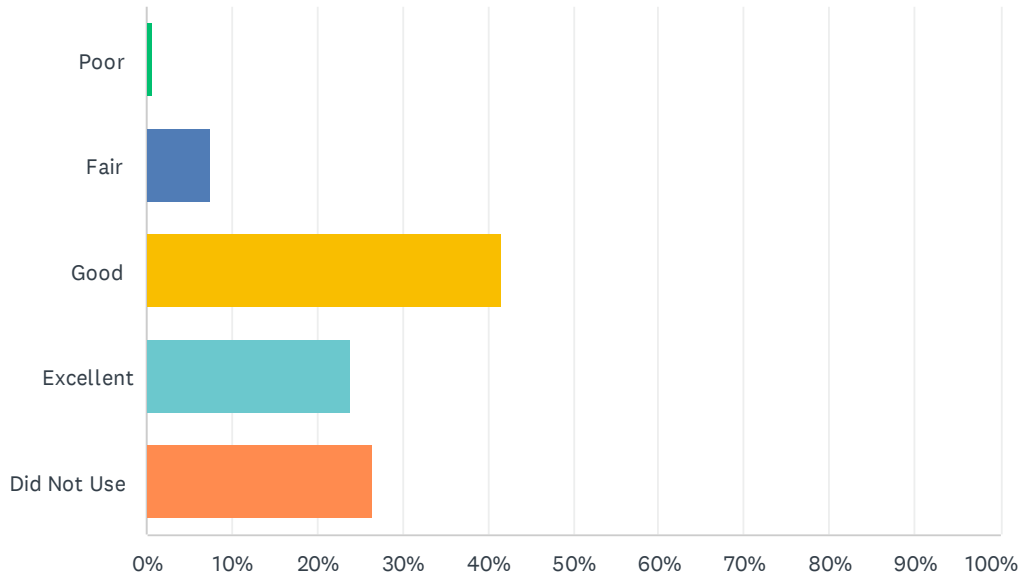
ANSWER CHOICES	RESPONSES	
Harker Center Pool	44.91%	216
Village Pool	29.94%	144
Use Both Equally	25.16%	121
TOTAL		481

2010 Responses

Harker Center	52.48%	211
Village Pool	26.62%	107
Use Both Equally	20.90%	84
	Total	402

Q31 If you used the Harker Center pool facility, in the last year, how would you rate your experience?

Answered: 664 Skipped: 436



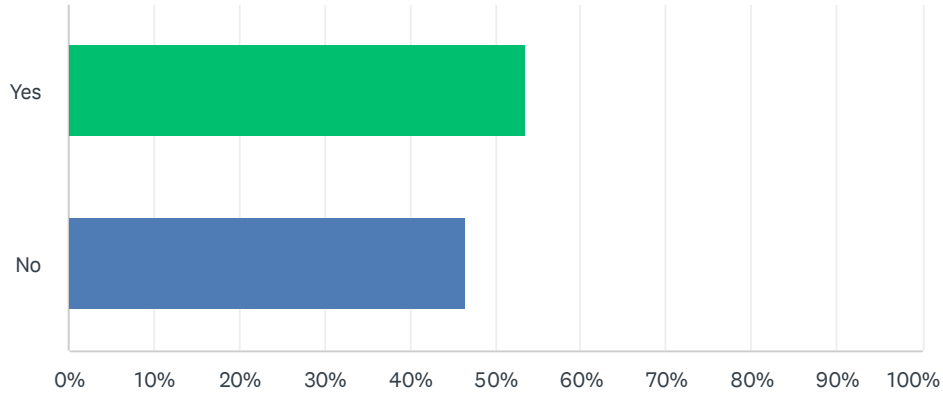
ANSWER CHOICES	RESPONSES
Poor	0.60% 4
Fair	7.53% 50
Good	41.57% 276
Excellent	23.95% 159
Did Not Use	26.36% 175
TOTAL	664

2010 Responses

Poor	.59%	3
Fair	4.11%	21
Good	40.31%	206
Excellent	32.29%	165
Did Not Use	22.70%	116
	Total	511

Q32 When you use the Harker Center swimming pool do you also use the hot tub?

Answered: 502 Skipped: 598



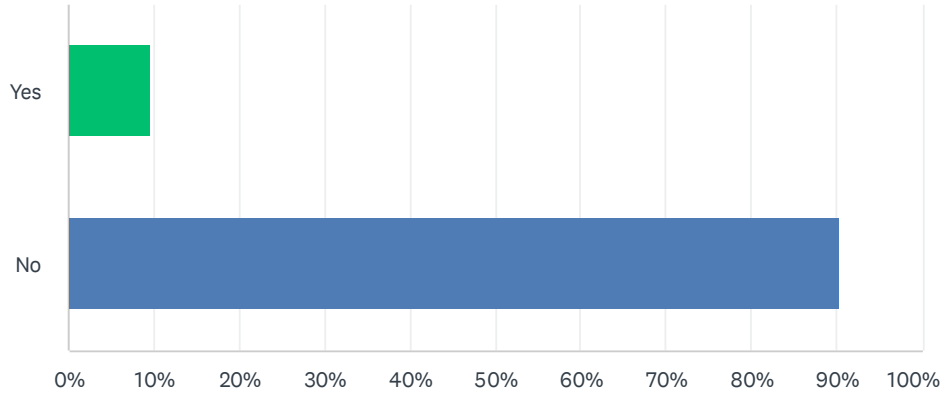
ANSWER CHOICES	RESPONSES	
Yes	53.59%	269
No	46.41%	233
TOTAL		502

2010 Responses

Yes	55.69%	230
No	44.31%	183
	Total	413

Q33 When you use the Harker Center swimming pool do you also use the sauna?

Answered: 501 Skipped: 599



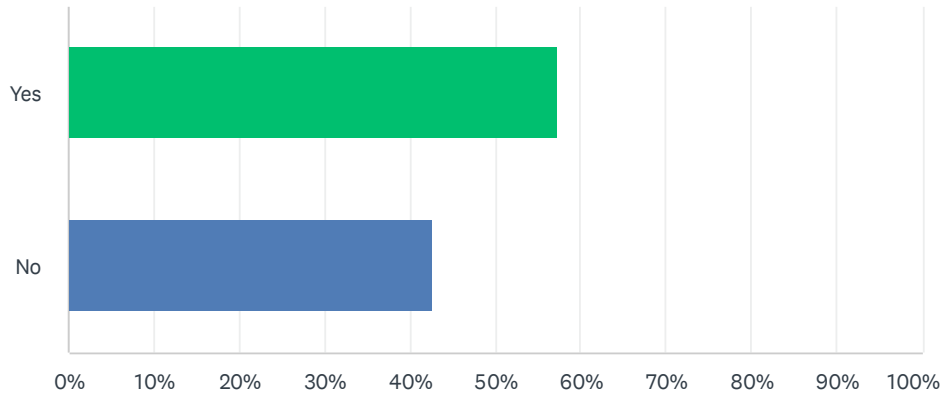
ANSWER CHOICES	RESPONSES	
Yes	9.58%	48
No	90.42%	453
TOTAL		501

2010 Responses

Yes	15.08%	62
No	84.92%	349
	Total	411

Q34 Have you used the Village Pool and/or hot tub in the last year?

Answered: 789 Skipped: 311



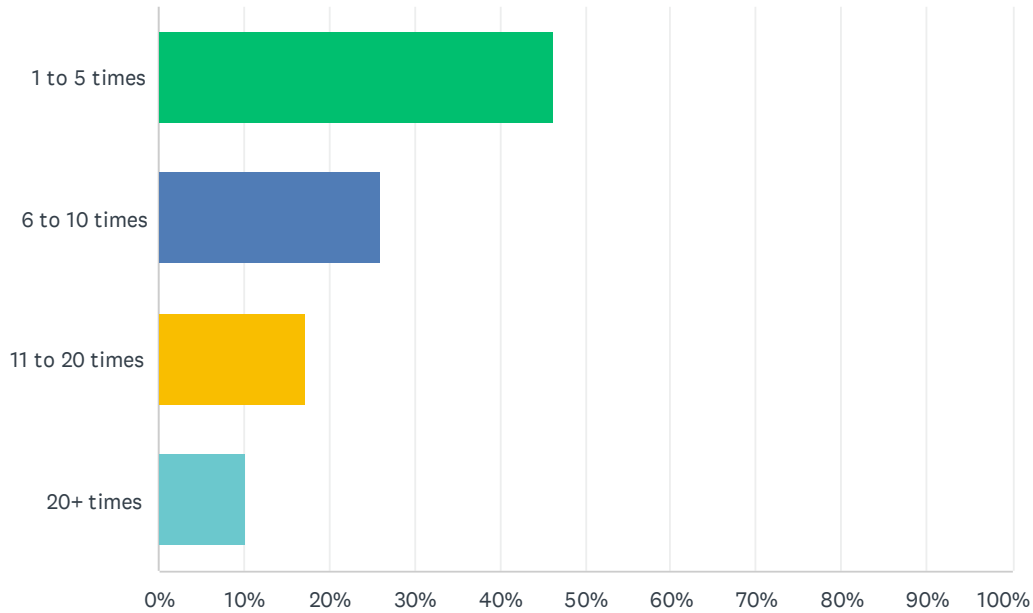
ANSWER CHOICES	RESPONSES	
Yes	57.41%	453
No	42.59%	336
TOTAL		789

2010 Responses

Yes	54.04%	328
No	45.96%	279
	Total	607

Q35 How often would you say you used the Village Pool and/or hot tub in the last year?

Answered: 455 Skipped: 645



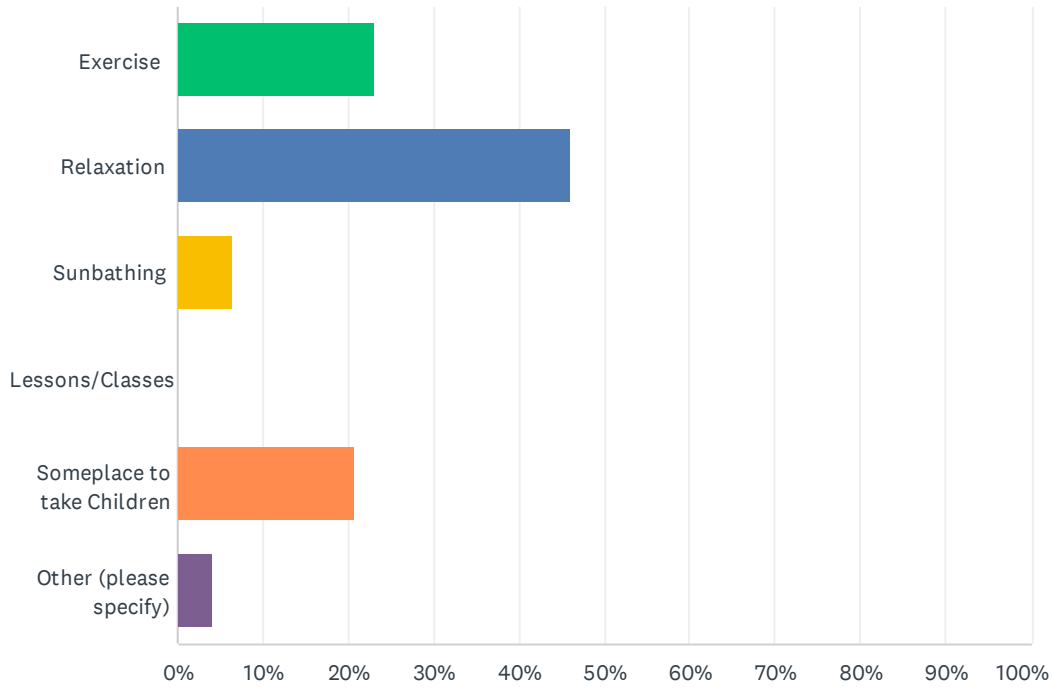
ANSWER CHOICES	RESPONSES	
1 to 5 times	46.37%	211
6 to 10 times	25.93%	118
11 to 20 times	17.36%	79
20+ times	10.33%	47
TOTAL		455

2010 Responses

1 to 5 times	51.81%	172
6 to 10 times	19.88%	66
11 to 20 times	13.55%	46
20+ times	14.46%	48
	Total	332

Q36 Was your primary use of the Village Pool for:

Answered: 456 Skipped: 644



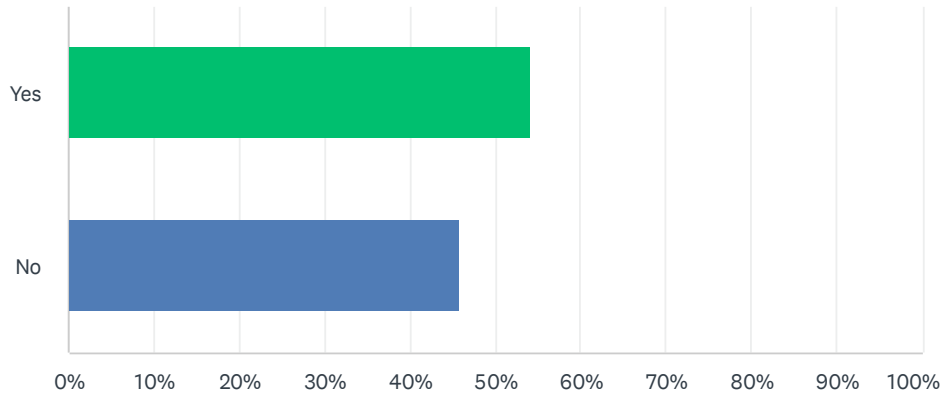
ANSWER CHOICES	RESPONSES	
Exercise	23.03%	105
Relaxation	46.05%	210
Sunbathing	6.36%	29
Lessons/Classes	0.00%	0
Someplace to take Children	20.61%	94
Other (please specify)	3.95%	18
TOTAL		456

2010 Responses

Exercise	27.89%	106
Relaxation	59.48%	226
Sun Bathing	10.26%	39
Lessons/Classes	.26%	1
Other/Someplace to take the Kids	2.11%	8
	Total	380

Q37 Have you ever used the Village Pool and/or hot tub?

Answered: 336 Skipped: 764



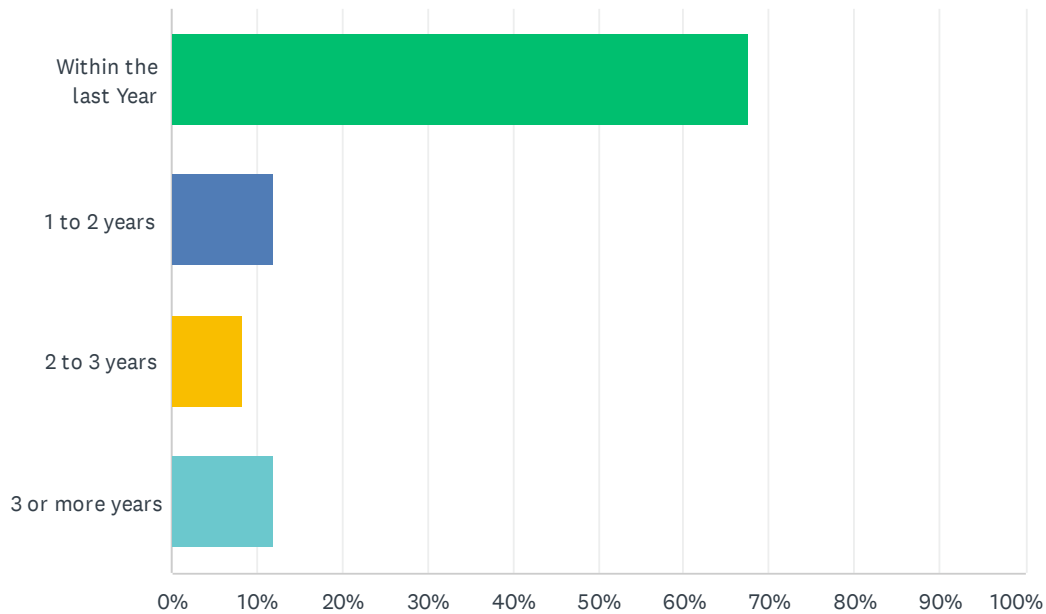
ANSWER CHOICES	RESPONSES	
Yes	54.17%	182
No	45.83%	154
TOTAL		336

2010 Responses

Yes	60.57%	189
No	39.43%	123
	Total	312

Q38 How long has it been since you used the Village Pool and/or hot tub?

Answered: 631 Skipped: 469



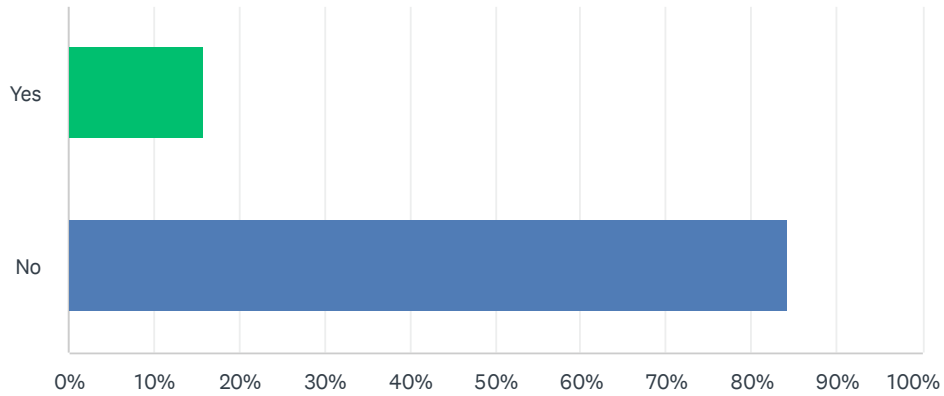
ANSWER CHOICES	RESPONSES	
Within the last Year	67.51%	426
1 to 2 years	12.04%	76
2 to 3 years	8.40%	53
3 or more years	12.04%	76
TOTAL		631

2010 Responses

Within the Last Year	21.81%	41
1 to 2 years	29.25%	55
2 to 3 years	15.43%	29
3 or more years	33.51%	63
	Total	188

Q39 Do you use the Village Pool steam room?

Answered: 783 Skipped: 317



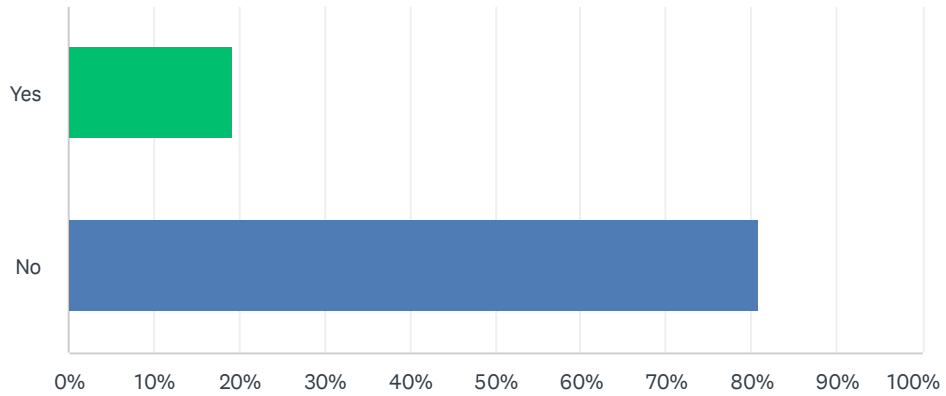
ANSWER CHOICES	RESPONSES	
Yes	15.84%	124
No	84.16%	659
TOTAL		783

2010 Responses

Yes	18.86%	93
No	81.14%	400
	Total	493

Q40 Do you use the Village Pool sauna?

Answered: 778 Skipped: 322



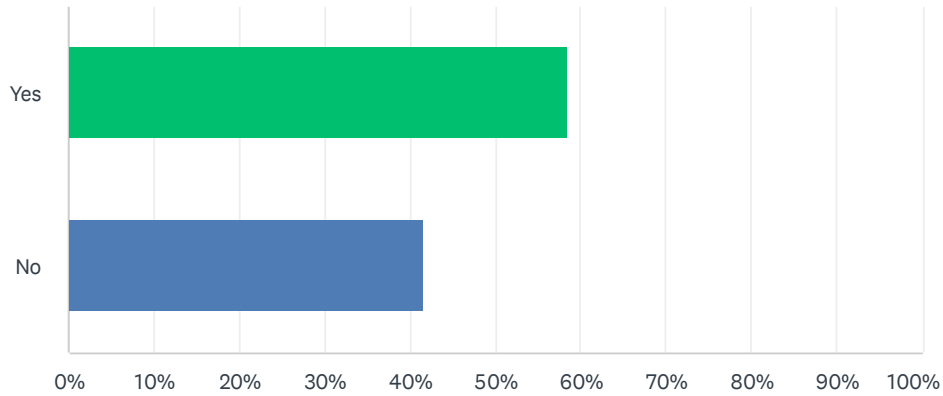
ANSWER CHOICES	RESPONSES	
Yes	19.28%	150
No	80.72%	628
TOTAL		778

2010 Responses

Yes	21.15%	103
No	78.85%	384
	Total	487

Q41 Have you interacted with the pool staff in the past 12 months?

Answered: 783 Skipped: 317



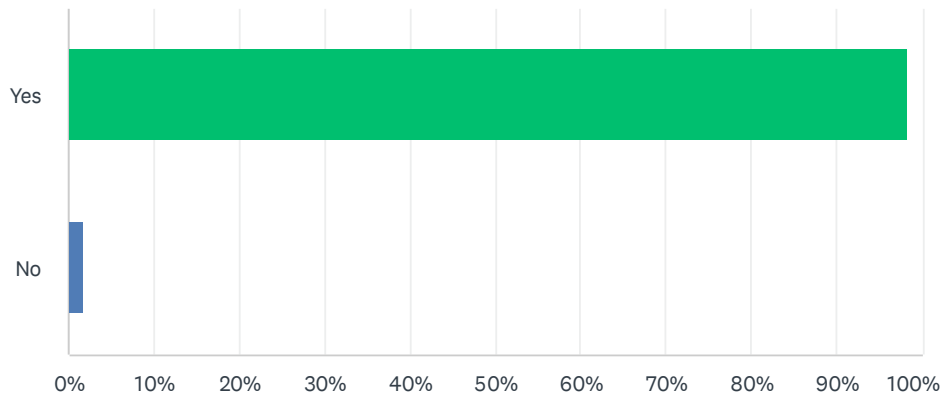
ANSWER CHOICES	RESPONSES	
Yes	58.49%	458
No	41.51%	325
TOTAL		783

2010 Responses

Yes	53.53%	326
No	46.47%	283
	Total	609

Q42 While visiting the pool facilities was the staff friendly and courteous?

Answered: 460 Skipped: 640



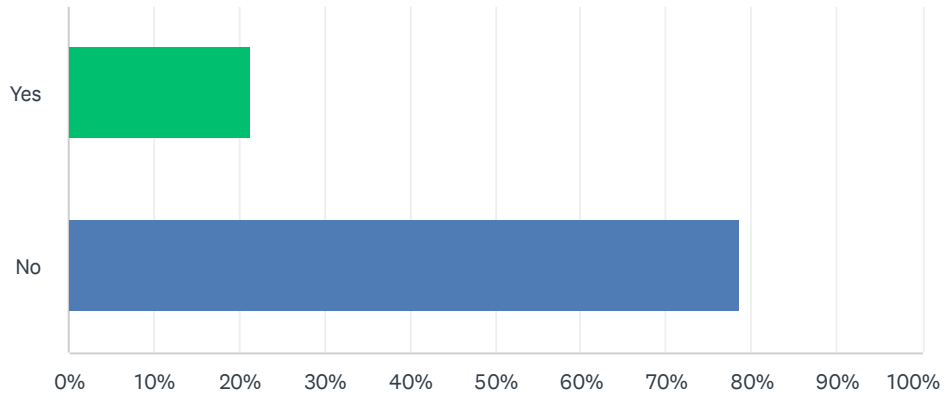
ANSWER CHOICES	RESPONSES	
Yes	98.26%	452
No	1.74%	8
TOTAL		460

2010 Responses

Yes	98.53%	336
No	1.47%	5
	Total	341

Q43 Did you make any requests of the pool staff?

Answered: 459 Skipped: 641



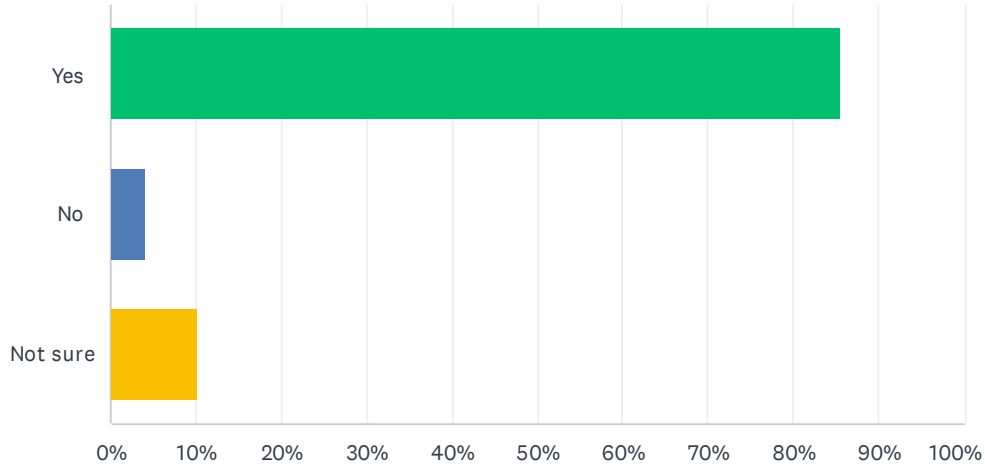
ANSWER CHOICES	RESPONSES	
Yes	21.35%	98
No	78.65%	361
TOTAL		459

2010 Responses

Yes	25.07%	85
No	74.93%	254
	Total	339

Q44 Was the pool staff responsive in either resolving your request or reporting the matter to the pool manager?

Answered: 97 Skipped: 1,003



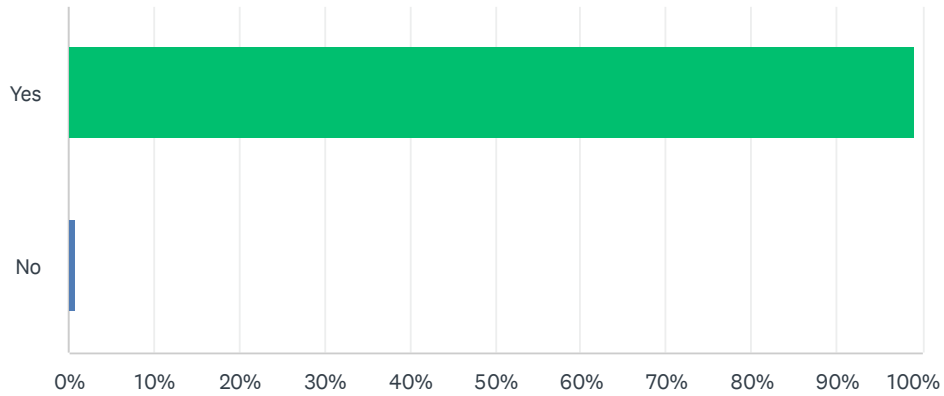
ANSWER CHOICES	RESPONSES	
Yes	85.57%	83
No	4.12%	4
Not sure	10.31%	10
TOTAL		97

2010 Responses

Yes	84.09%	74
No	5.68%	5
Not Sure	10.23%	9
	Total	88

Q45 Was the facility clean and tidy during your visit?

Answered: 457 Skipped: 643



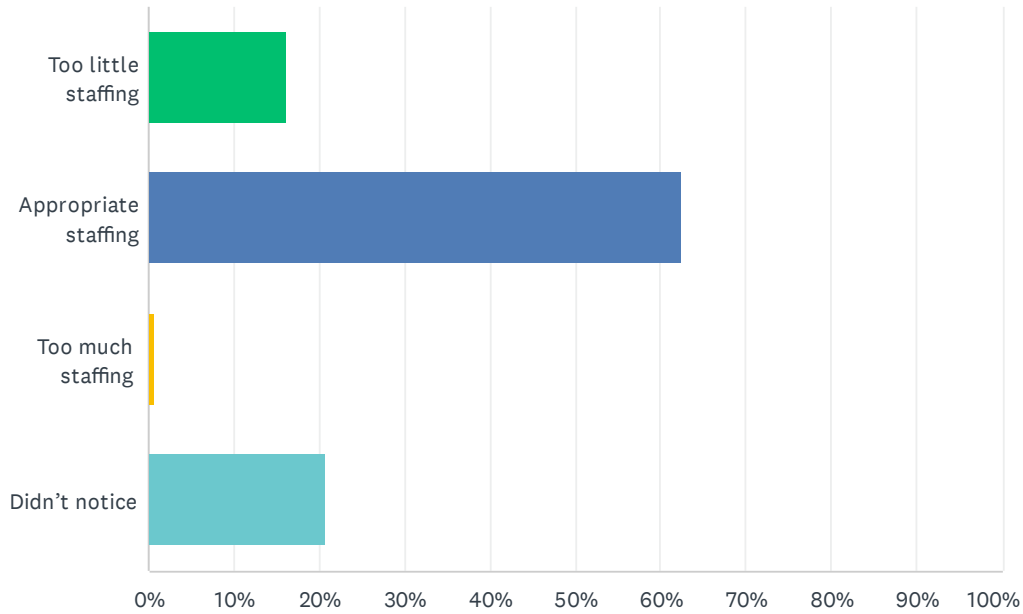
ANSWER CHOICES	RESPONSES	
Yes	99.12%	453
No	0.88%	4
TOTAL		457

2010 Responses

Yes	98.82%	335
No	1.18%	4
	Total	339

Q46 Did you get the sense when observing the pool staff there was:

Answered: 460 Skipped: 640



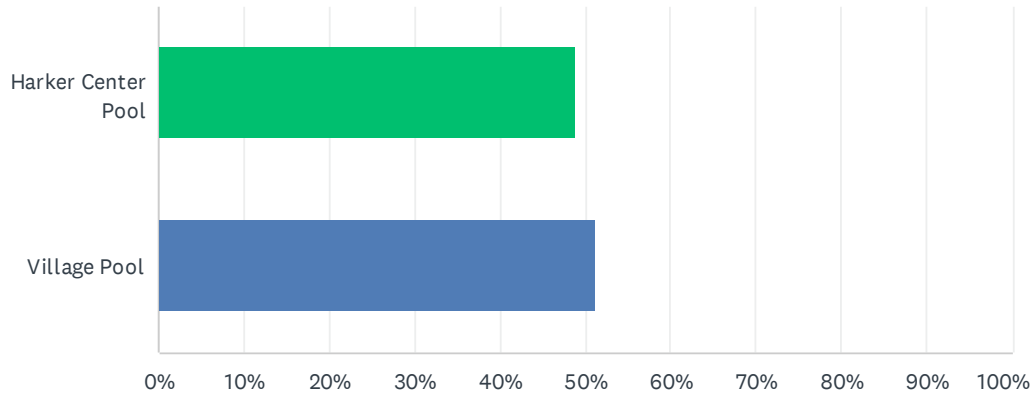
ANSWER CHOICES	RESPONSES	
Too little staffing	16.30%	75
Appropriate staffing	62.39%	287
Too much staffing	0.65%	3
Didn't notice	20.65%	95
TOTAL		460

2010 Responses

Too little staffing	1.78%	6
Appropriate Staffing	73.52%	247
Too Much Staffing	7.14%	24
Didn't Notice	17.56%	59
	Total	336

Q47 If you or other family members plan to go swimming are you more likely to use the Harker Center or Village Pool?

Answered: 776 Skipped: 324



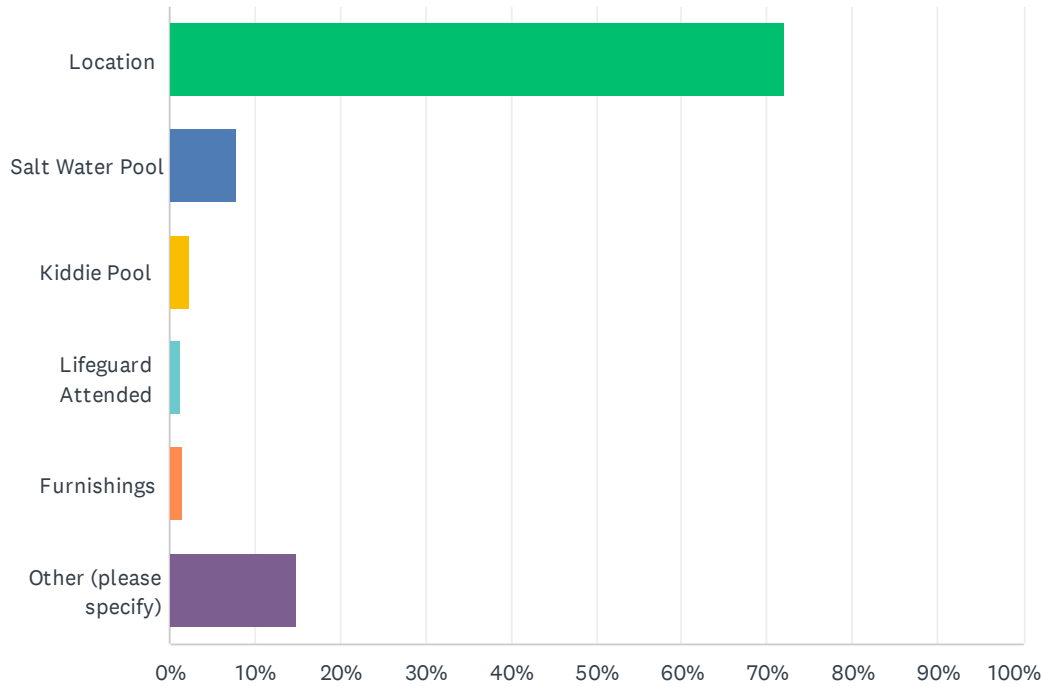
ANSWER CHOICES	RESPONSES	
Harker Center Pool	48.84%	379
Village Pool	51.16%	397
TOTAL		776

2010 Responses

Harker Center Pool	58.14%	339
Village Pool	41.86%	244
	Total	583

Q48 Why are you more likely to use the Harker Center swimming amenities? (Pick one answer only please)

Answered: 383 Skipped: 717



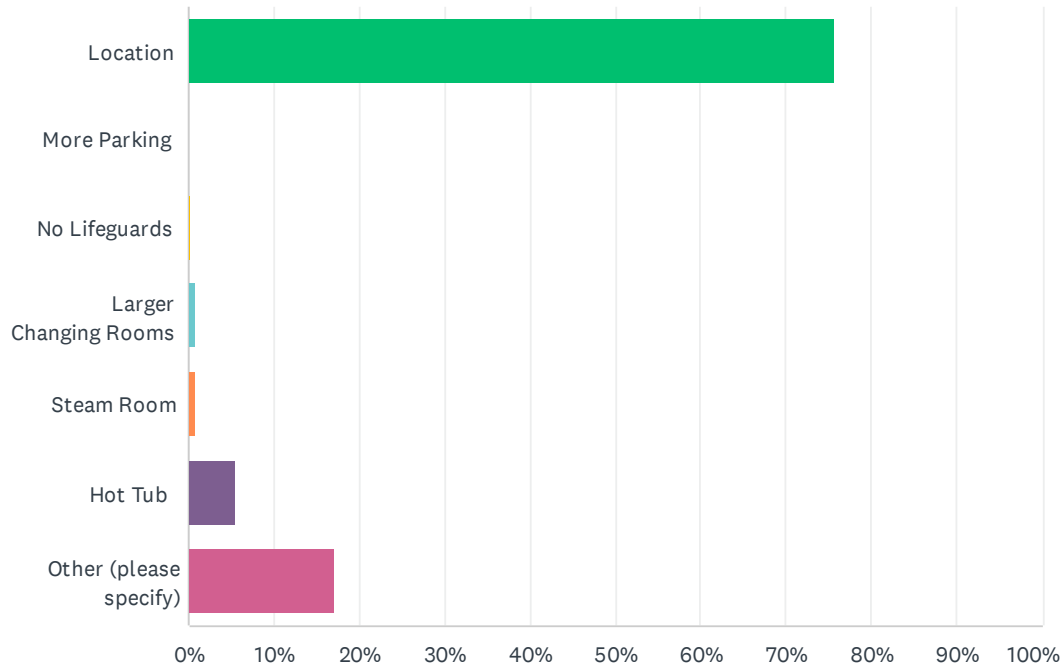
ANSWER CHOICES	RESPONSES	
Location	72.06%	276
Salt Water Pool	7.83%	30
Kiddie Pool	2.35%	9
Lifeguard Attended	1.31%	5
Furnishings	1.57%	6
Other (please specify)	14.88%	57
TOTAL		383

2010 Responses

Location	62.04%	237
Salt Water Pool	20.15%	77
Kiddie Pool	5.23%	20
Lifeguard Attended	3.40%	13
Furnishings	3.14%	12
Other	6.02%	23
	Total	382

Q49 Why are you more likely to use the Village swimming amenities? (Pick one answer only please)

Answered: 395 Skipped: 705



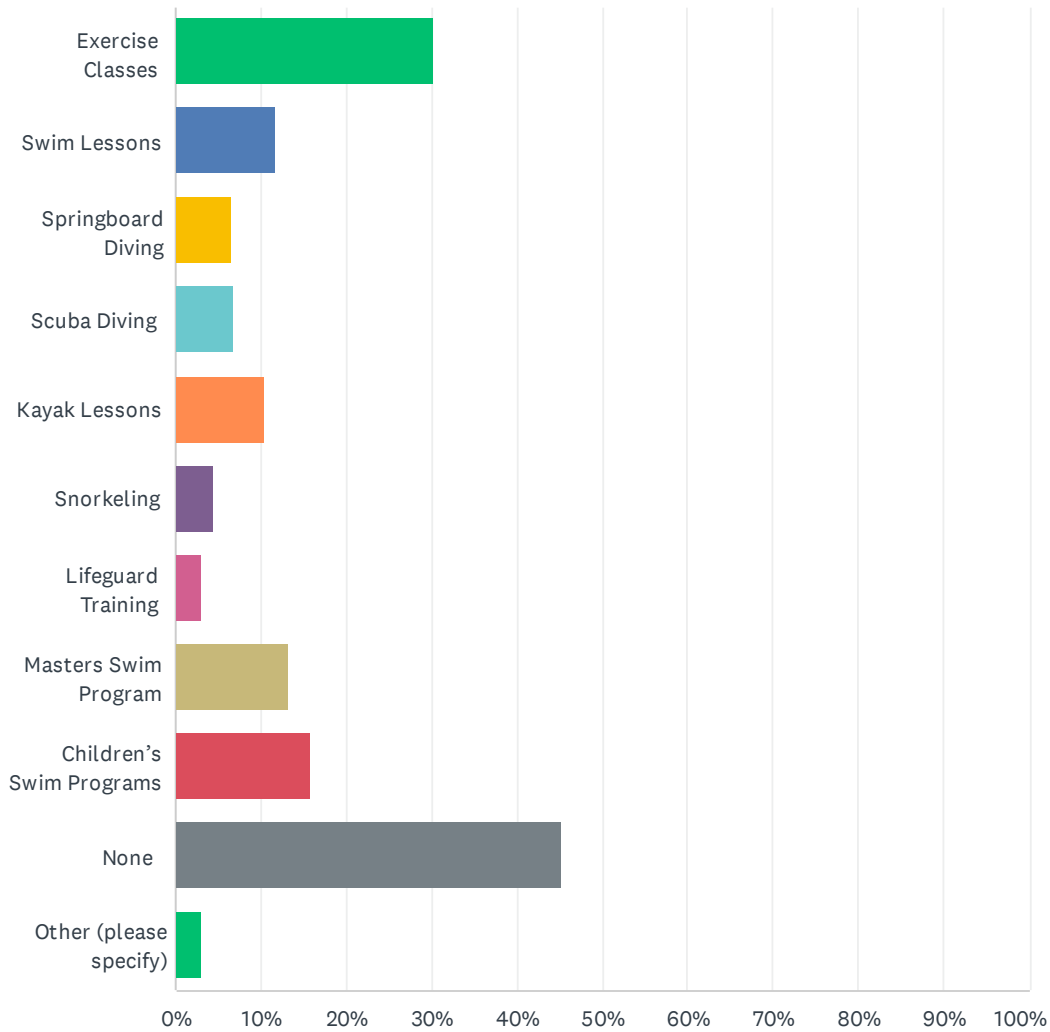
ANSWER CHOICES	RESPONSES	
Location	75.70%	299
More Parking	0.00%	0
No Lifeguards	0.25%	1
Larger Changing Rooms	0.76%	3
Steam Room	0.76%	3
Hot Tub	5.57%	22
Other (please specify)	16.96%	67
TOTAL		395

2010 Responses

Location	86.92%	206
More Parking	1.68%	4
No Lifeguards	1.26%	3
Larger Changing Room	.42%	1
Steam Room	2.54%	6
Hot Tub	2.54%	6
Other	4.64%	11
	Total	237

Q50 Please indicate if any of the following swimming programs are of interest to you. Indicate “None” if no swimming program would be of interest. (Please mark all that apply and list any other swim program that may be of interest to you.)

Answered: 753 Skipped: 347



SVEA June/July Owner Survey 2022

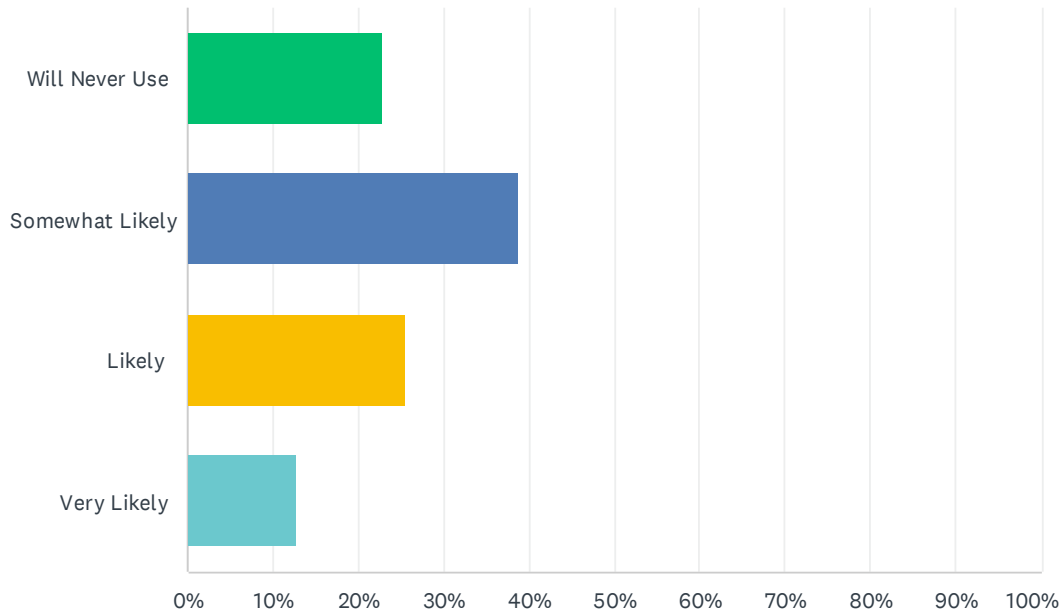
ANSWER CHOICES	RESPONSES	
Exercise Classes	30.28%	228
Swim Lessons	11.69%	88
Springboard Diving	6.51%	49
Scuba Diving	6.91%	52
Kayak Lessons	10.36%	78
Snorkeling	4.38%	33
Lifeguard Training	3.05%	23
Masters Swim Program	13.15%	99
Children's Swim Programs	15.80%	119
None	45.15%	340
Other (please specify)	3.05%	23
Total Respondents: 753		

2010 Responses

Exercise Classes	22.54%	179
Swim Lessons	9.83%	78
Springboard Diving	3.02%	24
Scuba Lessons	5.42%	43
Kayak Lessons	7.06%	56
Snorkeling	2.52%	20
Lifeguard Training	1.89%	15
Masters Swim Program	7.30%	58
Children's Swim Programs	.25%	2
None	38.16%	303
Other	2.01%	16
	Total	794

Q51 How likely are you to use, or increase your usage of the swimming amenities, if the programs you selected in the previous question were offered?

Answered: 707 Skipped: 393



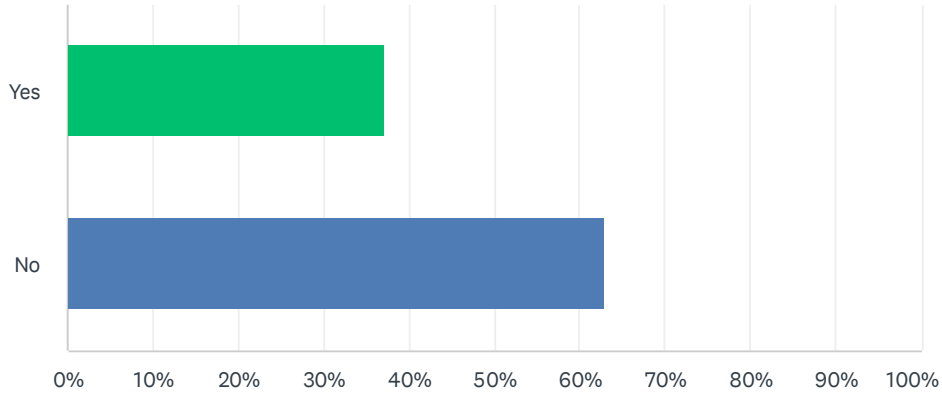
ANSWER CHOICES	RESPONSES	
Will Never Use	22.77%	161
Somewhat Likely	38.76%	274
Likely	25.60%	181
Very Likely	12.87%	91
TOTAL		707

2010 Responses

Will Never Use	30.06%	147
Somewhat Likely	42.13%	206
Likely	19.22%	94
Very Likely	8.59%	42
	Total	489

Q52 Have you, or any family members, used the Harker Center or Village tennis amenities in the last 12 months?

Answered: 977 Skipped: 123



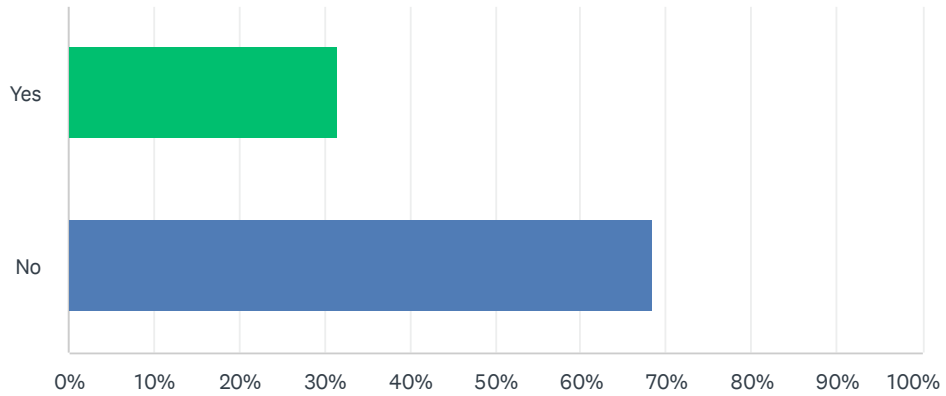
ANSWER CHOICES	RESPONSES	
Yes	37.05%	362
No	62.95%	615
TOTAL		977

2010 Totals

Yes	43.92%	318
No	56.08%	406
	Total	724

Q53 Have you ever used the Harker Center or Village tennis amenities?

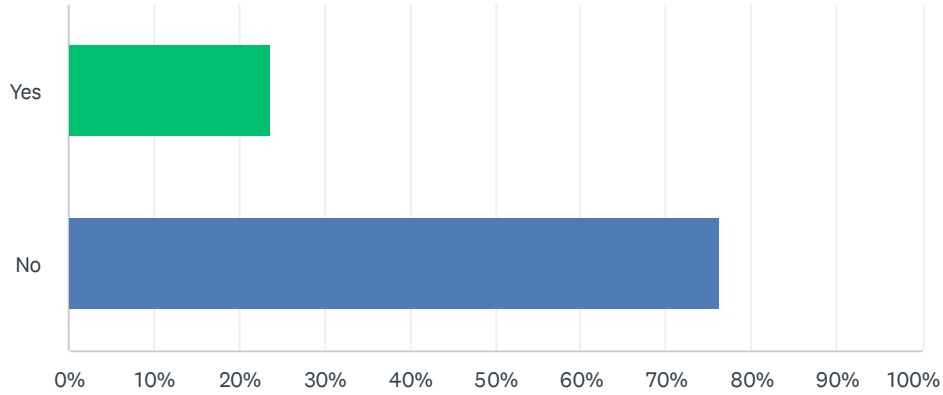
Answered: 610 Skipped: 490



ANSWER CHOICES	RESPONSES	
Yes	31.48%	192
No	68.52%	418
TOTAL		610
2010 Responses		
Yes	40.18%	174
No	59.82%	259
	Total	433

Q54 Do your Children or Grandchildren play tennis either at the Harker Center or the Village tennis amenities? (Indicate “No” if you have no children or grandchildren)

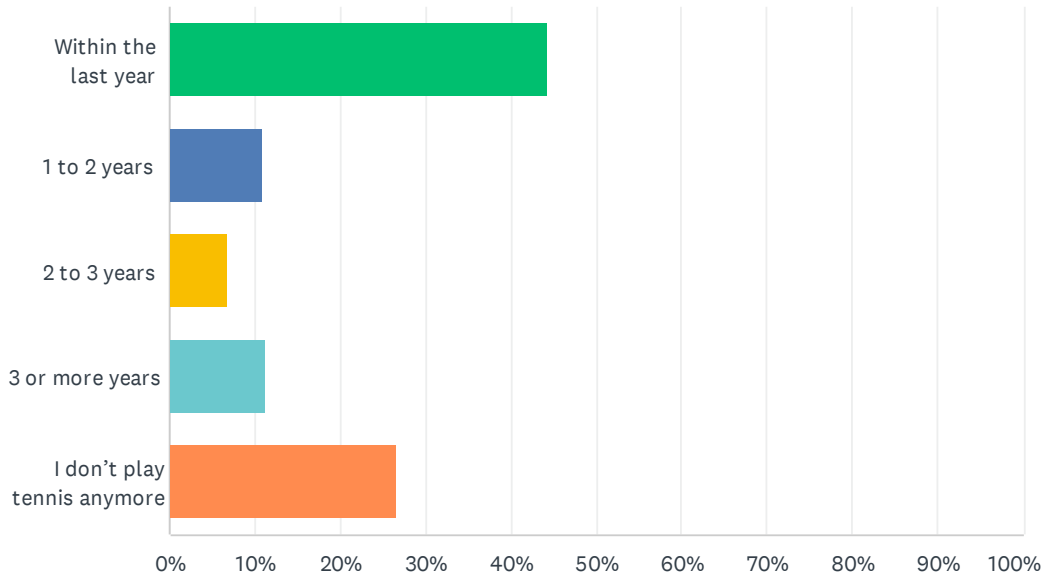
Answered: 194 Skipped: 906



ANSWER CHOICES	RESPONSES	
Yes	23.71%	46
No	76.29%	148
TOTAL		194
2010 Responses		
Yes	51.45%	248
No	48.55%	234
	Total	482

Q55 When was the last time you played tennis at either the Harker Center or Village amenities?

Answered: 565 Skipped: 535



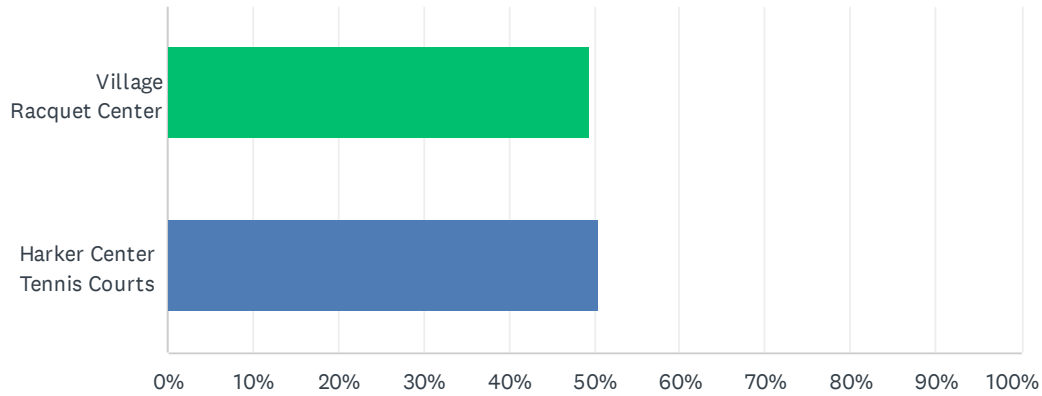
ANSWER CHOICES	RESPONSES	
Within the last year	44.42%	251
1 to 2 years	10.80%	61
2 to 3 years	6.73%	38
3 or more years	11.33%	64
I don't play tennis anymore	26.73%	151
TOTAL		565

2010 Responses

Within the Last Year	20.90%	37
1 to 2 years	16.95%	30
2 to 3 years	15.25%	27
3 or more years	46.90%	83
	Total	177

Q56 When you play tennis in Elkhorn are you more likely to play at the Harker Center or Village facility?

Answered: 484 Skipped: 616



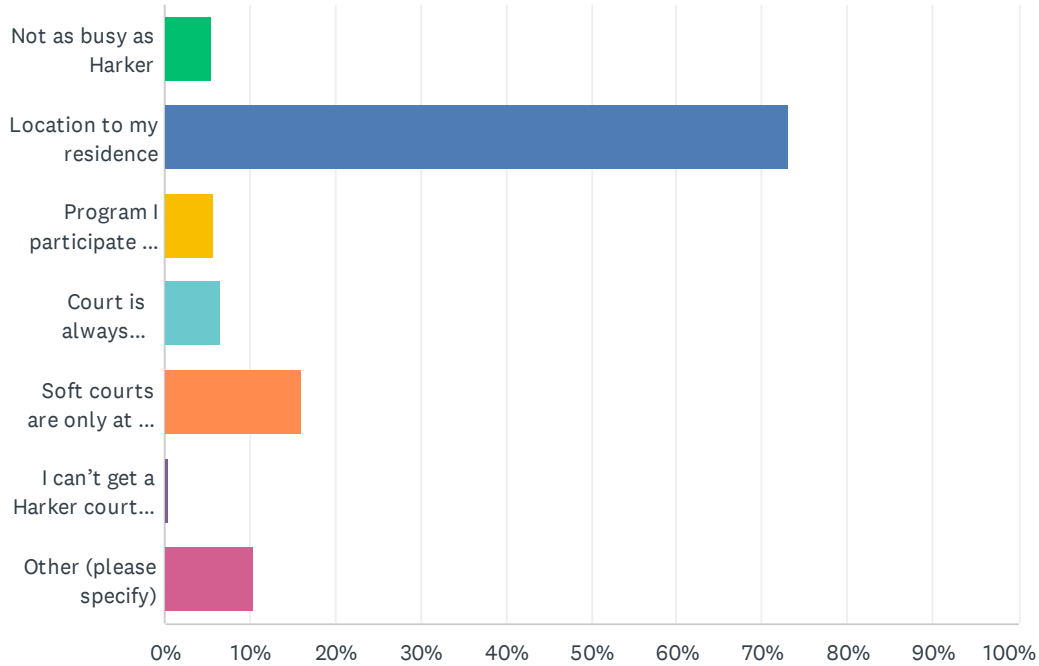
ANSWER CHOICES	RESPONSES	
Village Racquet Center	49.38%	239
Harker Center Tennis Courts	50.62%	245
TOTAL		484

2010 Responses

Village Racquet Center	39.62%	166
Harker Center Tennis Courts	60.38%	253
	Total	419

Q57 Why are you more likely to use the Village courts when you play tennis? (Mark all that apply.)

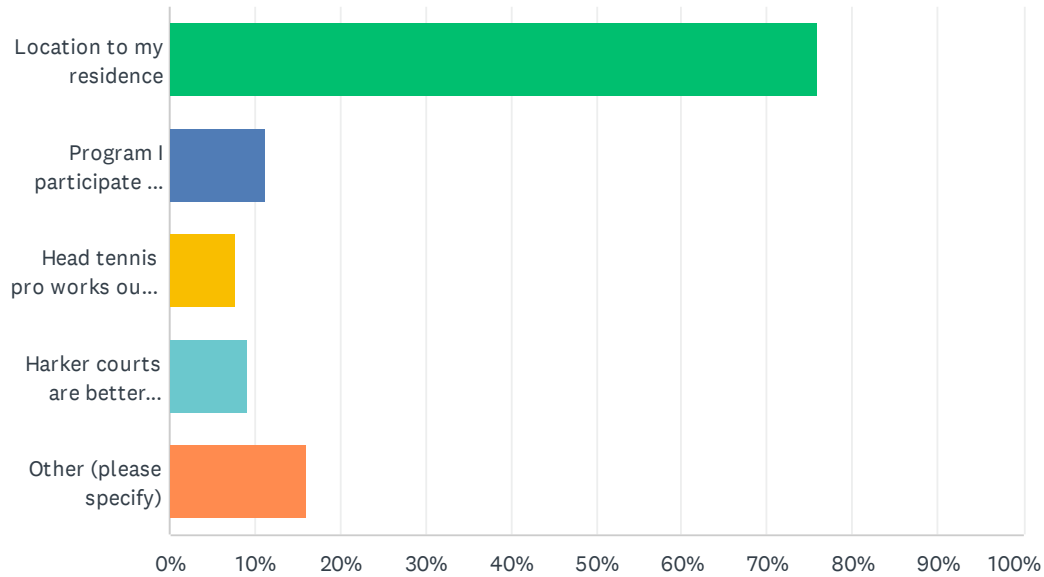
Answered: 257 Skipped: 843



ANSWER CHOICES	2010 Responses		2022 RESPONSES	
	Percentage	Count	Percentage	Count
Not as busy as Harker	7.73%	16	5.45%	14
Location to my residence	73.43%	152	73.15%	188
Program I participate in is only at the Village	1.45%	3	5.84%	15
Court is always available	5.31%	11	6.61%	17
Soft courts are only at the Village	4.35%	9	15.95%	41
I can't get a Harker court when I want to play	1.93%	4	0.39%	1
Other (please specify)	5.80%	12	10.51%	27
Don't Play Tennis Anymore				
Total Respondents: 257	Total	207	Total	257

Q58 Why are you more likely to use the Harker Center courts when you play tennis? (Mark all that apply.)

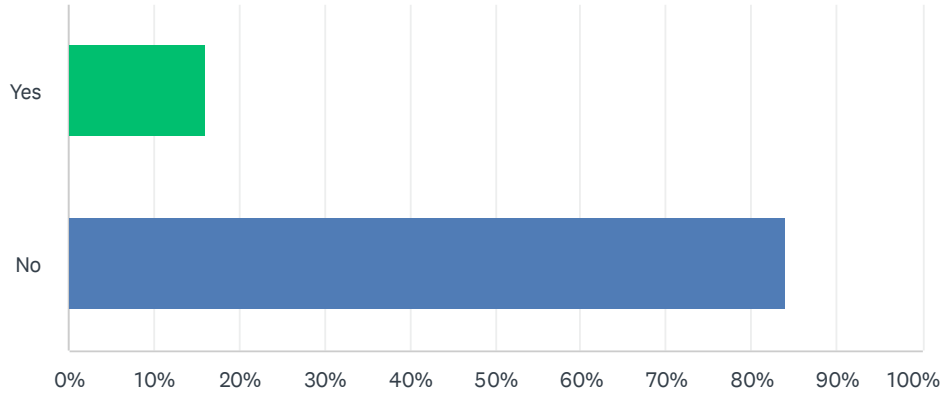
Answered: 249 Skipped: 851



ANSWER CHOICES	2010		2022	
	Responses		RESPONSES	
Location to my residence	56.79%	163	75.90%	189
Program I participate in is only offered at the Harker Center	14.28%	41	11.24%	28
Head tennis pro works out of the Harker Center	6.28%	18	7.63%	19
Harker courts are better maintained than the Village Courts	12.89%	37	9.24%	23
Other (please specify) just like better/restrooms avail.	9.76%	28	16.06%	40
Total Respondents: 249	Total	287	Total	249

Q59 Do you actively participate in any of the summer tennis programs offered by the tennis operator?

Answered: 546 Skipped: 554



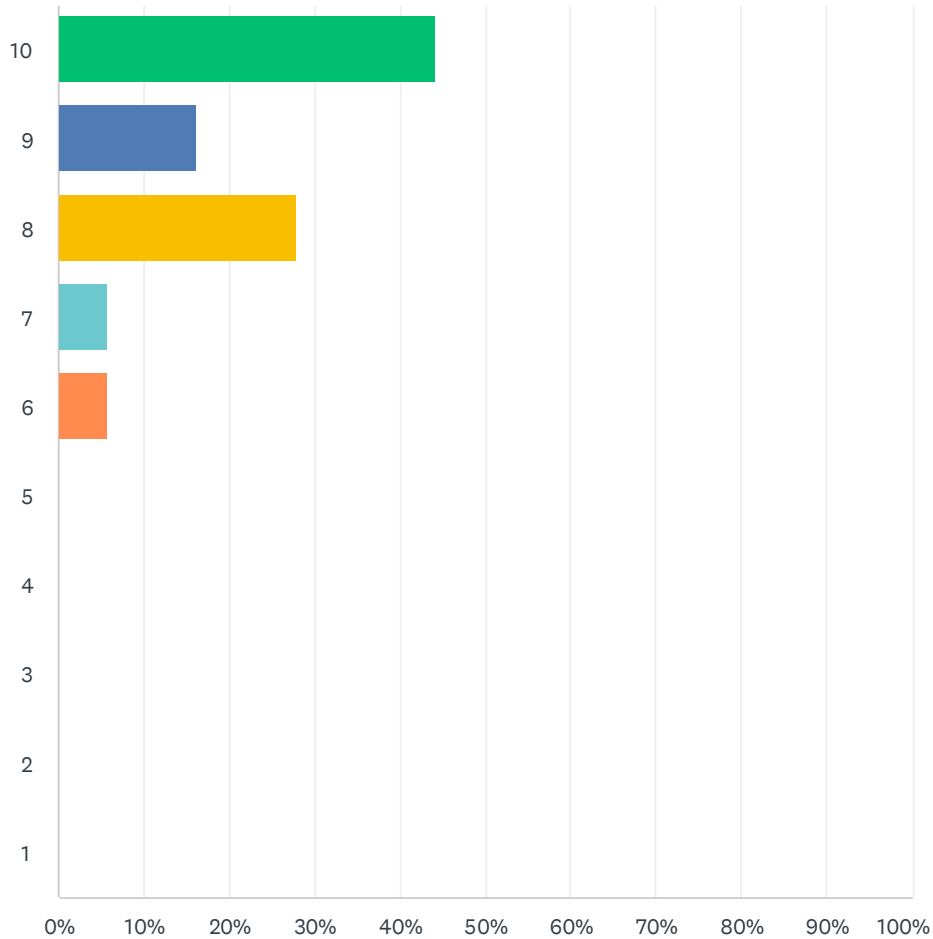
ANSWER CHOICES	RESPONSES	
Yes	15.93%	87
No	84.07%	459
TOTAL		546

2010 Responses

Yes	18.56%	88
No	81.44%	386
	Total	474

Q60 Please indicate your overall satisfaction with the tennis programs offered by the tennis operator. On a scale of 1 to 10, with 10 being the best possible score and you would highly recommend the program to a friend.

Answered: 86 Skipped: 1,014

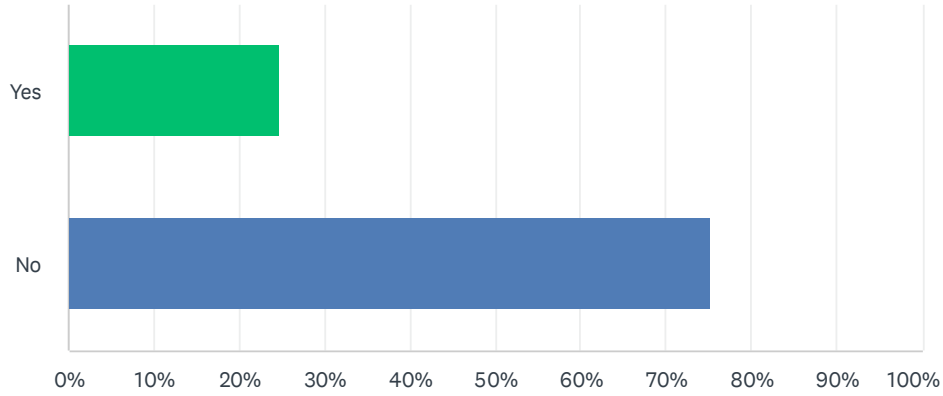


SVEA June/July Owner Survey 2022

ANSWER CHOICES	2010		2022	
	Responses		RESPONSES	
10	36.90%	31	44.19%	38
9	15.47%	13	16.28%	14
8	25.00%	8	27.91%	24
7	11.90%	7	5.81%	5
6	3.57%	3	5.81%	5
5	2.38%	2	0.00%	0
4	1.19%	1	0.00%	0
3	1.19%	1	0.00%	0
2	1.19%	1	0.00%	0
1	1.19%	1	0.00%	0
TOTAL		84		86

Q61 Have you ever participated in a summer tennis program offered by the SVEA tennis operator?

Answered: 462 Skipped: 638



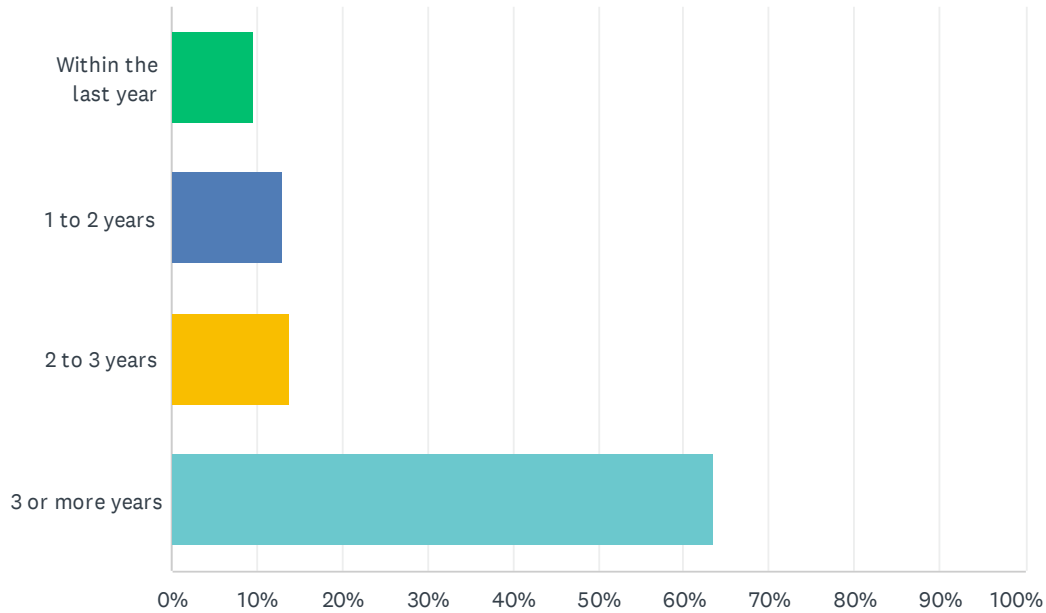
ANSWER CHOICES	RESPONSES	
Yes	24.68%	114
No	75.32%	348
TOTAL		462

2010 Responses

Yes	28.18%	113
No	71.82%	288
	Total	401

Q62 How long has it been since you participated in a summer tennis program offered by the SVEA tennis operator?

Answered: 115 Skipped: 985



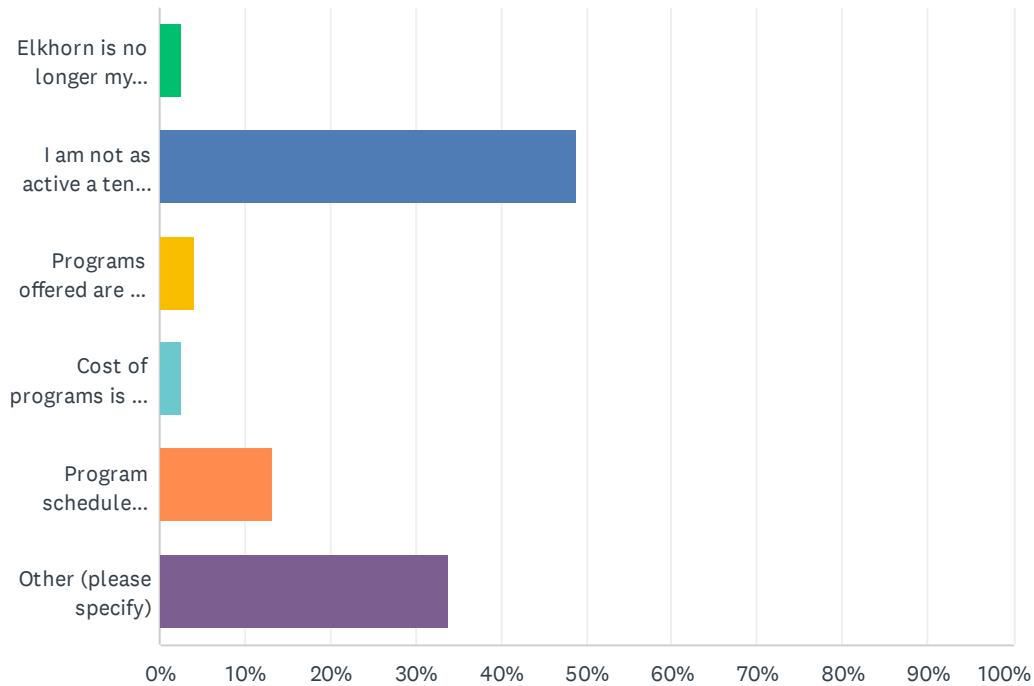
ANSWER CHOICES	RESPONSES	
Within the last year	9.57%	11
1 to 2 years	13.04%	15
2 to 3 years	13.91%	16
3 or more years	63.48%	73
TOTAL		115

2010 Responses

Within the last year	13.91%	16
1 to 2 years	13.91%	16
2 to 3 years	8.70%	10
3 or more years	63.48%	73
	Total	115

Q63 Why did you stop participating in the summer tennis programs? Please select the answer that best describes your reason for no longer participating in the summer tennis programs. (Mark all that apply.)

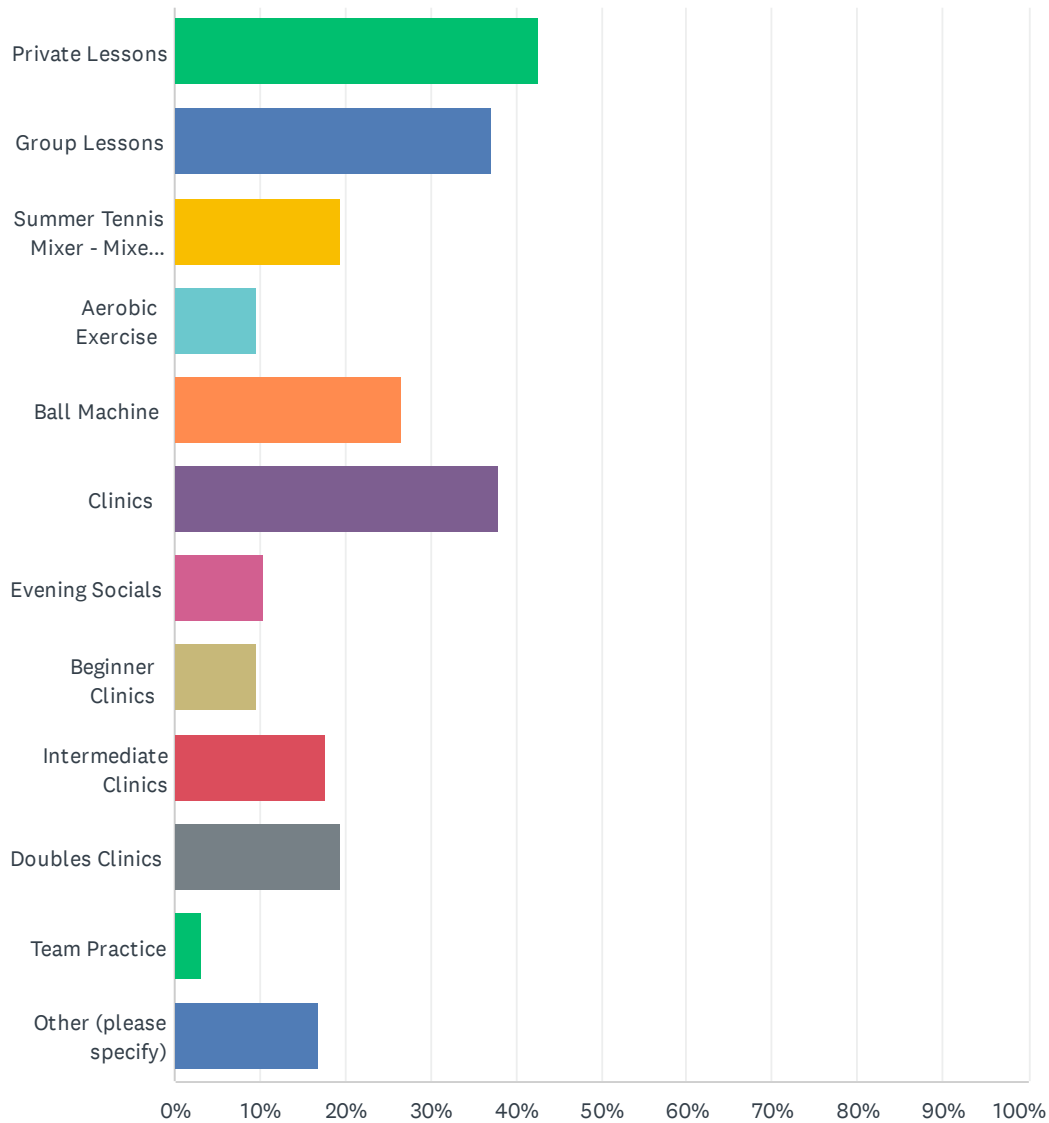
Answered: 121 Skipped: 979



ANSWER CHOICES	2010		2022	
	Responses		RESPONSES	
Elkhorn is no longer my primary residence.	5.00%	5	2.48%	3
I am not as active a tennis player.	59.00%	59	48.76%	59
Programs offered are not challenging.	5.00%	5	4.13%	5
Cost of programs is too high.	3.00%	3	2.48%	3
Program schedule conflicts with personal schedule.	13.00%	13	13.22%	16
Other (please specify) personal matters/guest fees	15%	15	33.88%	41
Total Respondents: 121	Total	100		121

Q64 If you, or a family member, plan to actively participate in any of the summer tennis programs in 2022 please indicate which programs. (Please mark all that apply.)

Answered: 124 Skipped: 976

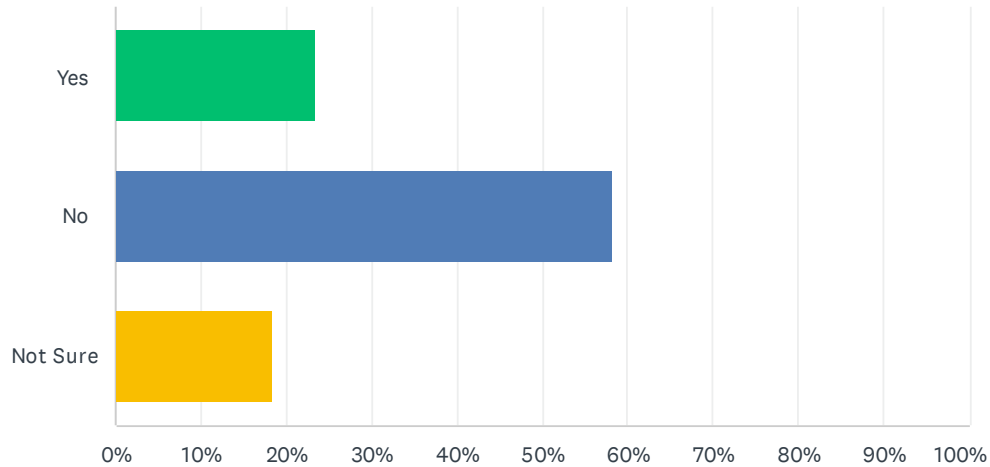


SVEA June/July Owner Survey 2022

ANSWER CHOICES	2010		2022	
	Responses		RESPONSES	
Private Lessons	11.27%	38	42.74%	53
Group Lessons	12.76%	43	37.10%	46
Summer Tennis Mixer - Mixed Doubles Mens/Womens	21.66%	73	19.35%	24
Aerobic Exercise	4.75%	16	9.68%	12
Ball Machine	11.27%	38	26.61%	33
Clinics Junior & Adult	12.75%	43	37.90%	47
Evening Socials	5.35%	18	10.48%	13
Beginner Clinics	1.78%	6	9.68%	12
Intermediate Clinics	6.23%	21	17.74%	22
Doubles Clinics	7.72%	26	19.35%	24
Team Practice	4.16%	14	3.23%	4
Other (please specify)	.30%	1	16.94%	21
Total Respondents: 124	Total	337	Total	124

Q65 Will your Children or Grandchildren be participating in any of the summer tennis programs offered in Elkhorn?

Answered: 201 Skipped: 899



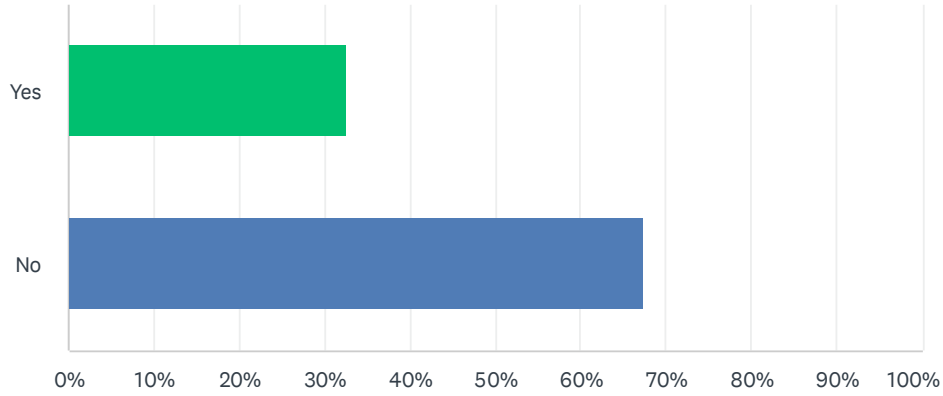
ANSWER CHOICES	RESPONSES	
Yes	23.38%	47
No	58.21%	117
Not Sure	18.41%	37
TOTAL		201

2010 Responses

Yes	26.24%	53
No	51.48%	104
Not Sure	22.28%	45
	Total	202

Q66 Have you or a family member played pickleball at the Village in the past 12 months?

Answered: 972 Skipped: 128



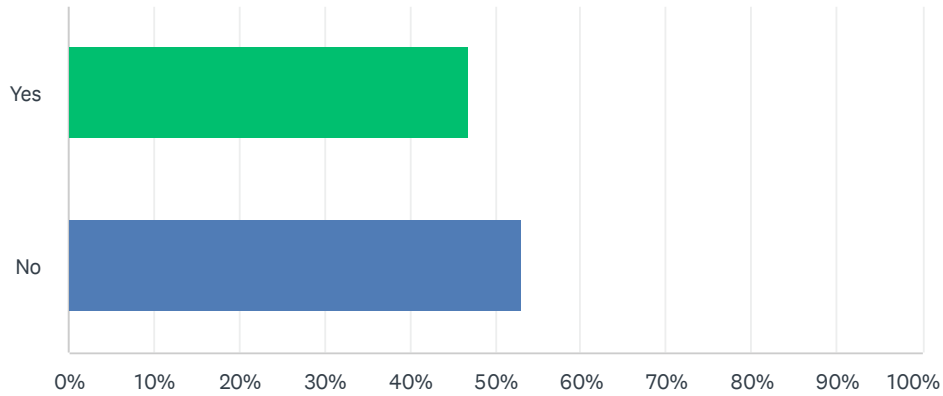
ANSWER CHOICES	RESPONSES	
Yes	32.61%	317
No	67.39%	655
TOTAL		972

2010 Responses

Yes	8.12%	59
No	91.88%	668
	Total	727

Q67 Are you or a family member interested in playing pickleball in the next year?

Answered: 653 Skipped: 447



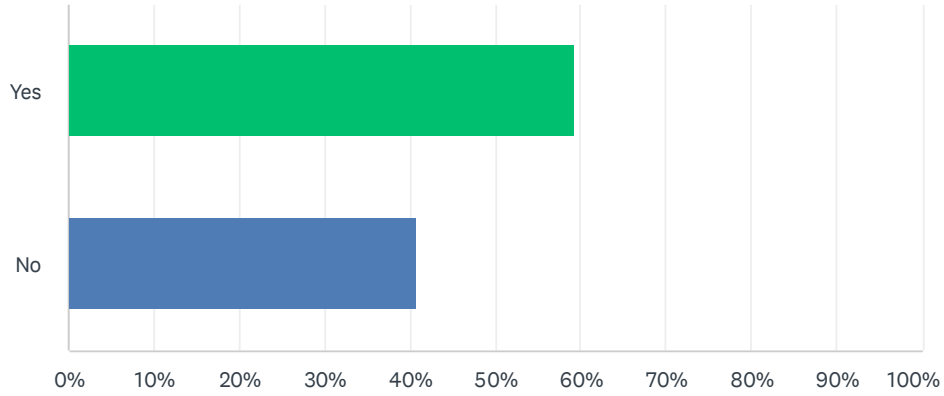
ANSWER CHOICES	RESPONSES	
Yes	46.86%	306
No	53.14%	347
TOTAL		653

2010 Responses

Not Asked on the survey.

Q68 Have you or a family member participated in any Pickleball Clinics, Programs or Socials offered by SVEA?

Answered: 319 Skipped: 781



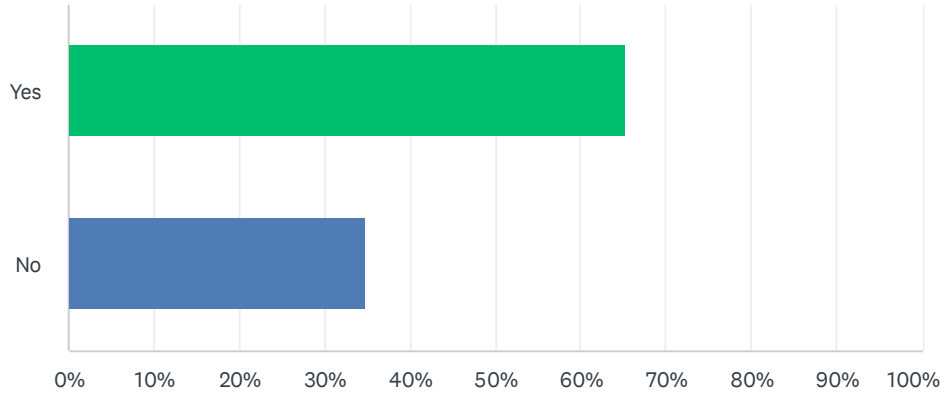
ANSWER CHOICES	RESPONSES	
Yes	59.25%	189
No	40.75%	130
TOTAL		319

2010 Responses

Not asked on the survey.

Q69 Do you or a family member plan to participate in any Pickleball Clinics, Programs or Socials offered by SVEA this year?

Answered: 322 Skipped: 778



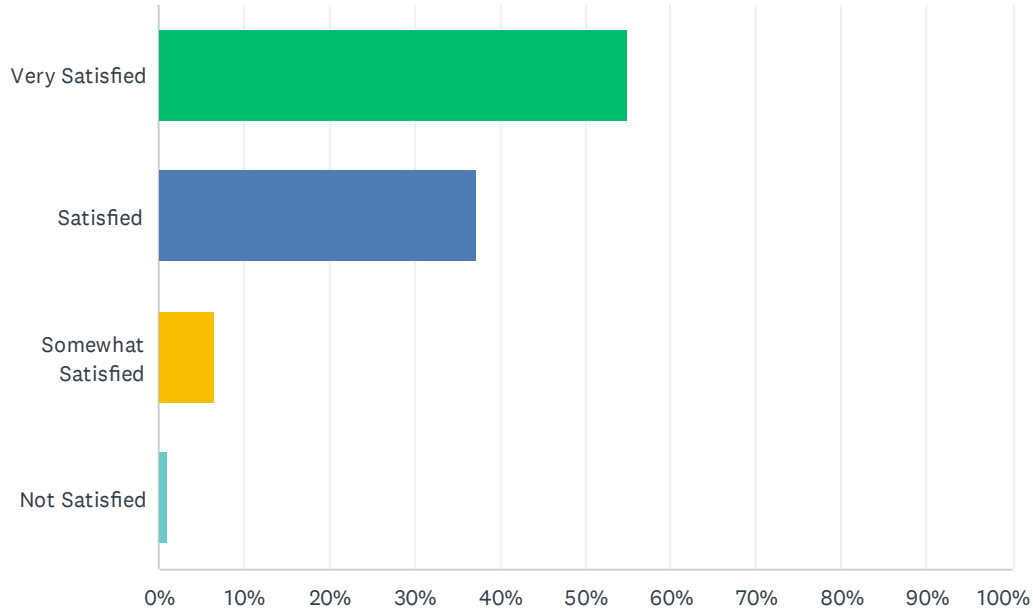
ANSWER CHOICES	RESPONSES	
Yes	65.22%	210
No	34.78%	112
TOTAL		322

2010 Responses

Not asked on the survey.

Q70 How satisfied are you with the Pickleball Clinics, Programs and Socials offered by SVEA?

Answered: 273 Skipped: 827



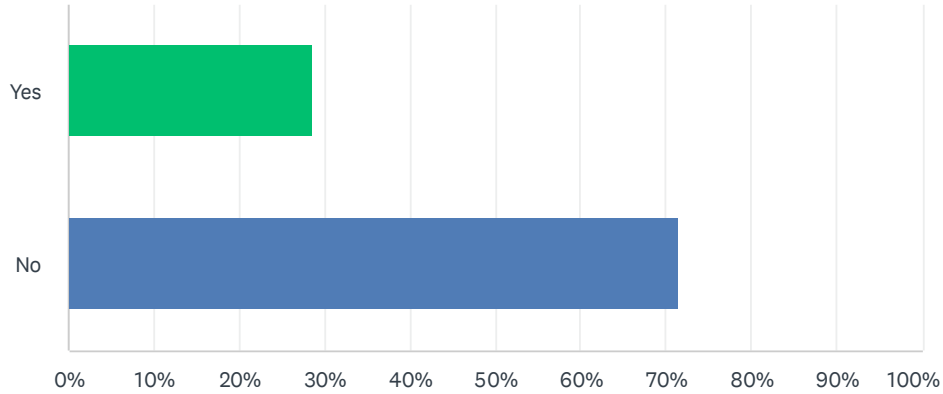
ANSWER CHOICES	RESPONSES	
Very Satisfied	54.95%	150
Satisfied	37.36%	102
Somewhat Satisfied	6.59%	18
Not Satisfied	1.10%	3
TOTAL		273

2010 Responses

Not asked on the survey.

Q71 Have you ever had difficulty in reserving a pickleball court because of the number of programs, clinics or social events?

Answered: 301 Skipped: 799



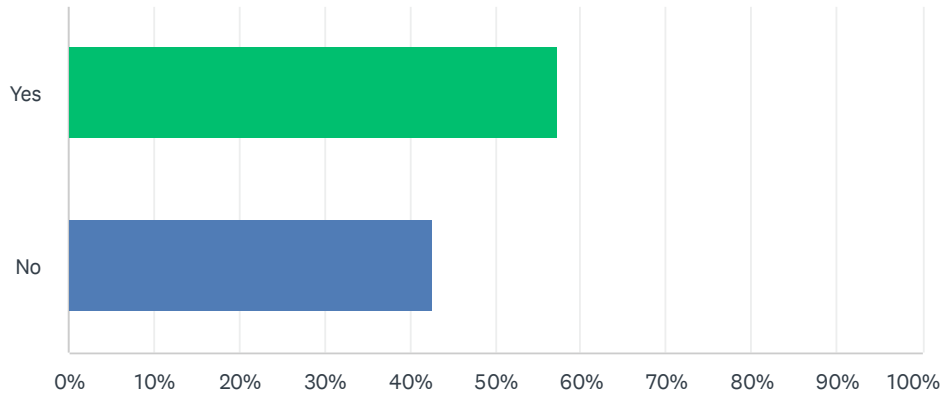
ANSWER CHOICES	RESPONSES	
Yes	28.57%	86
No	71.43%	215
TOTAL		301

2010 Responses

Not asked on the survey.

Q72 Do your Children or Grandchildren play pickleball?

Answered: 309 Skipped: 791



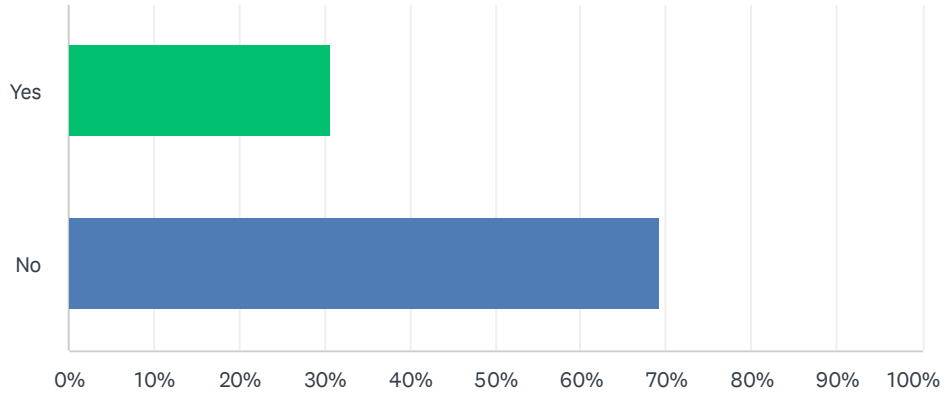
ANSWER CHOICES	RESPONSES	
Yes	57.28%	177
No	42.72%	132
TOTAL		309

2010 Responses

Not asked on the survey.

Q73 Have you interacted with the racquet sports staff in the past 12 months?

Answered: 966 Skipped: 134



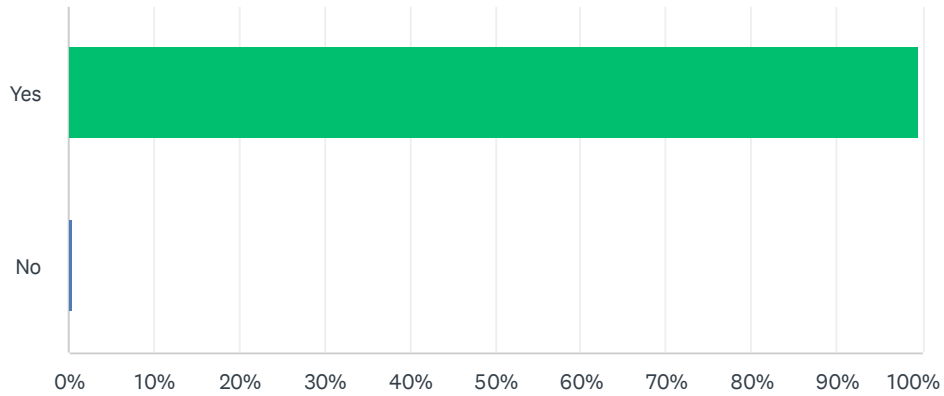
ANSWER CHOICES	RESPONSES	
Yes	30.75%	297
No	69.25%	669
TOTAL		966

2010 Responses

Yes	24.69%	178
No	75.31%	543
	Total	721

Q74 Was the tennis staff friendly and courteous?

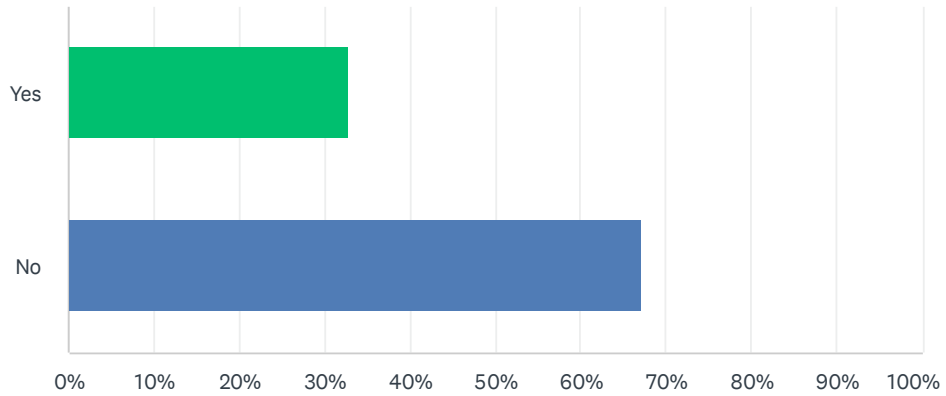
Answered: 291 Skipped: 809



ANSWER CHOICES	RESPONSES	
Yes	99.66%	290
No	0.34%	1
TOTAL		291
2010 Responses		
Yes	96.70%	176
No	3.30%	6
	Total	182

Q75 Did you make a personal request of the tennis staff?

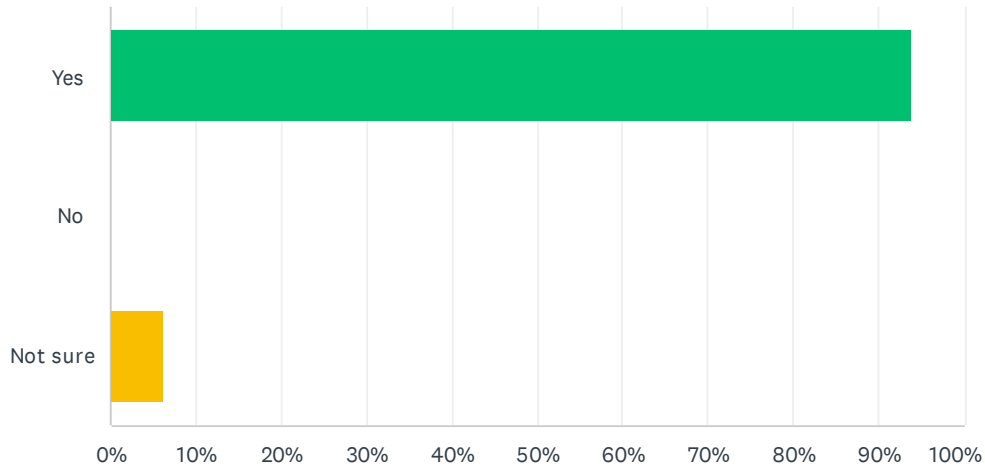
Answered: 292 Skipped: 808



ANSWER CHOICES	RESPONSES	
Yes	32.88%	96
No	67.12%	196
TOTAL		292
2010 Responses		
Yes	37.50%	69
No	62.50%	115
	Total	184

Q76 Was the staff responsive in either resolving your request or reporting your concerns to the manager?

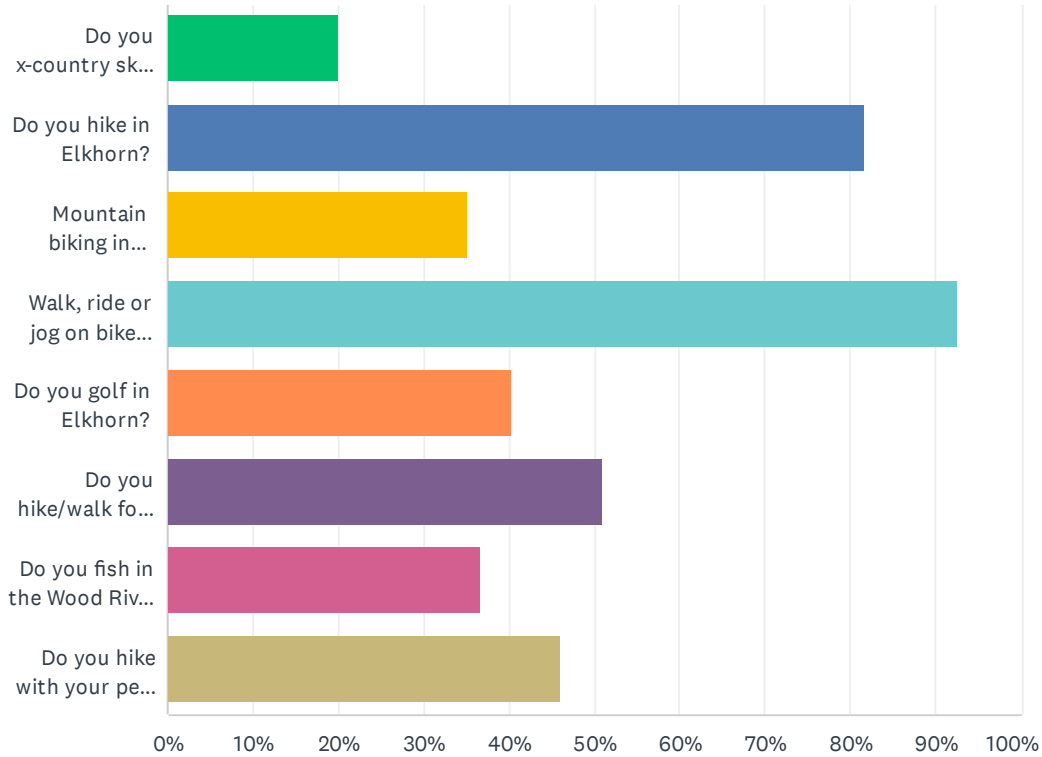
Answered: 97 Skipped: 1,003



ANSWER CHOICES	RESPONSES	
Yes	93.81%	91
No	0.00%	0
Not sure	6.19%	6
TOTAL		97
2010 Response		
Yes	93.15%	68
No	4.11%	3
Not Sure	2.74%	2
	Total	73

Q77 Do you participate in any of the following activities while living in Elkhorn? (Please mark all that apply.)

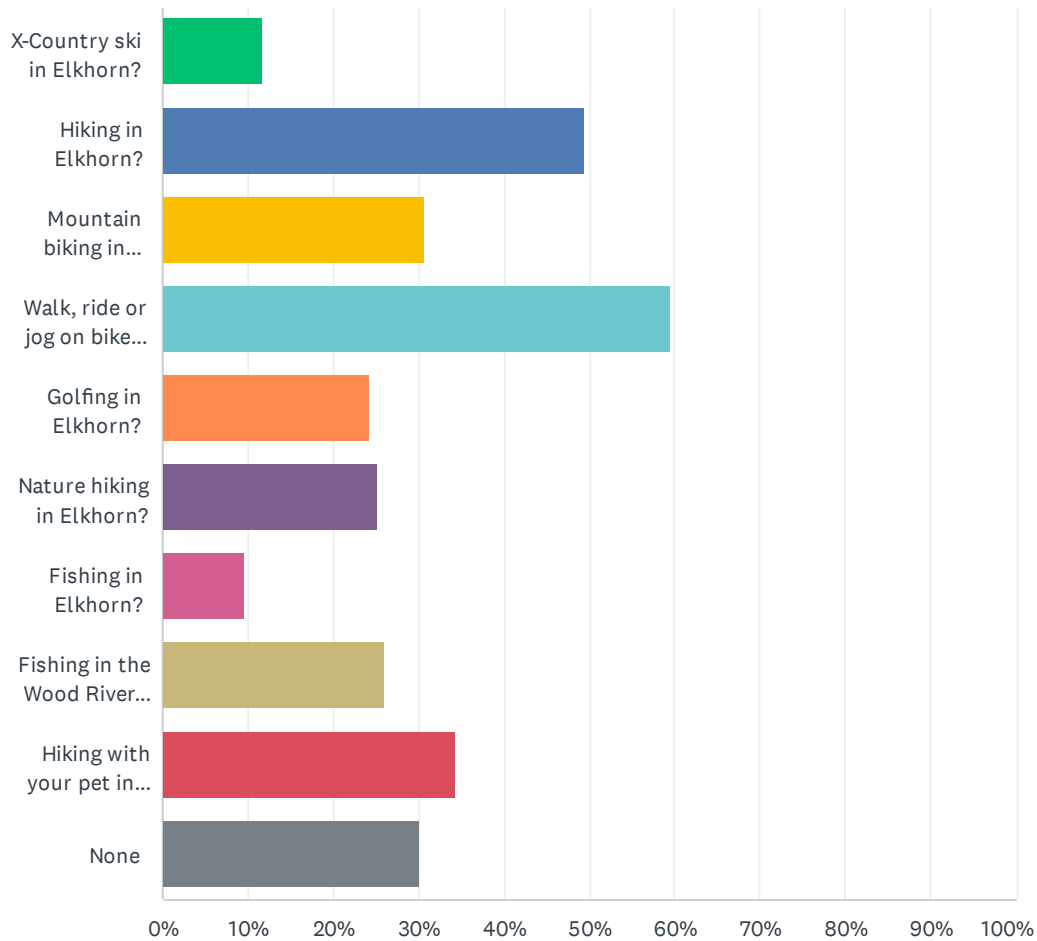
Answered: 942 Skipped: 158



ANSWER CHOICES	2010		2022	
	Responses		RESPONSES	
Do you x-country ski in Elkhorn?	31.00%	249	19.96%	188
Do you hike in Elkhorn?	69.86%	561	81.74%	770
Mountain biking in Elkhorn?	36.36%	292	35.24%	332
Walk, ride or jog on bike path in Elkhorn?	85.31%	685	92.57%	872
Do you golf in Elkhorn?	34.24%	275	40.34%	380
Do you hike/walk for nature watching in Elkhorn?	39.60%	318	51.06%	481
Do you fish in the Wood River Valley?	39.35%	316	36.73%	346
Do you hike with your pet in Elkhorn?	35.99%	289	46.07%	434
Total Respondents: 942	Respondents	803	Respondents	942

Q78 Please indicate which activities your Children or Grandchildren participate while staying in Elkhorn: (Please mark all that apply.) (Please indicate "None" if you have no Children or Grandchildren.)

Answered: 939 Skipped: 161

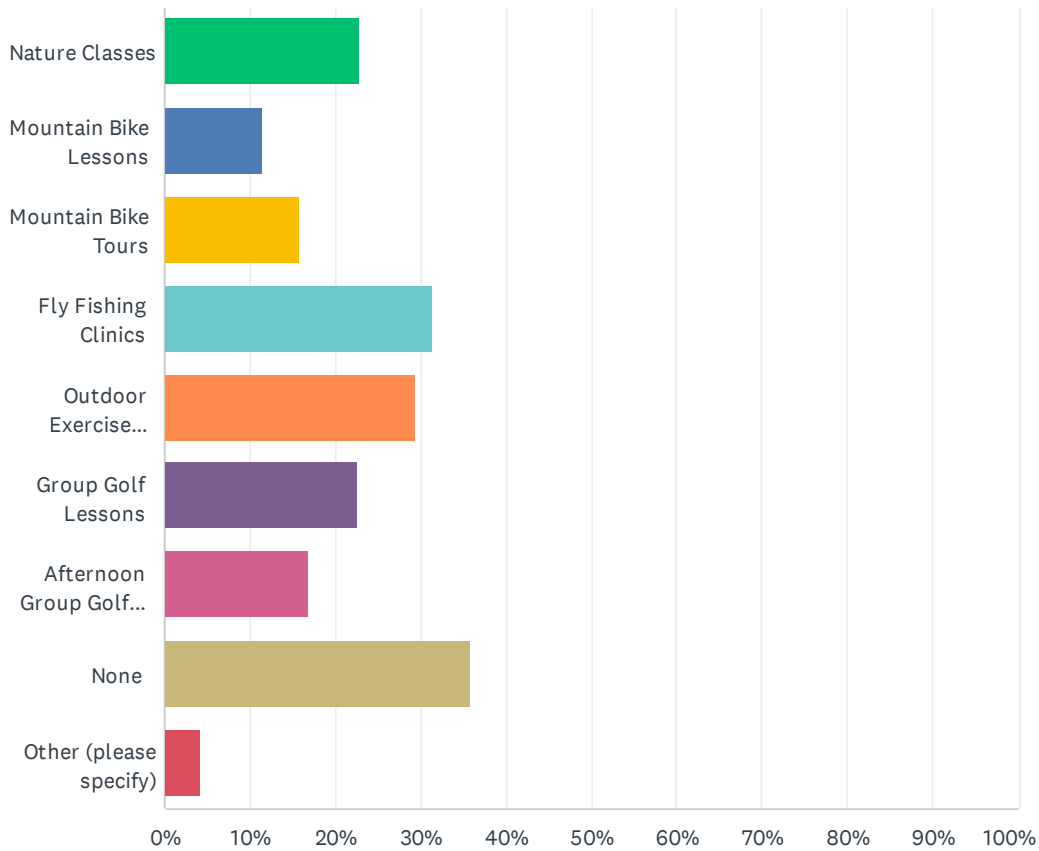


SVEA June/July Owner Survey 2022

ANSWER CHOICES	2010		2022	
	Responses		RESPONSES	
X-Country ski in Elkhorn?	18.36%	128	11.71%	110
Hiking in Elkhorn?	52.08%	363	49.52%	465
Mountain biking in Elkhorn?	36.87%	257	30.78%	289
Walk, ride or jog on bike path Elkhorn?	62.98%	439	59.53%	559
Golfing in Elkhorn?	22.38%	156	24.28%	228
Nature hiking in Elkhorn?	21.09%	147	25.24%	237
Fishing in Elkhorn?	N/A		9.69%	91
Fishing in the Wood River Valley?	30.27%	211	25.99%	244
Hiking with your pet in Elkhorn?	31.42%	219	34.29%	322
None	28.40%	198	30.14%	283
Total Respondents: 939	Total Respondents	697	Total Respondents	939

**Q79 Please indicate if any of the following would be of interest to you.
(Please mark “None” if you would not be interested in any of the programs indicated below.)**

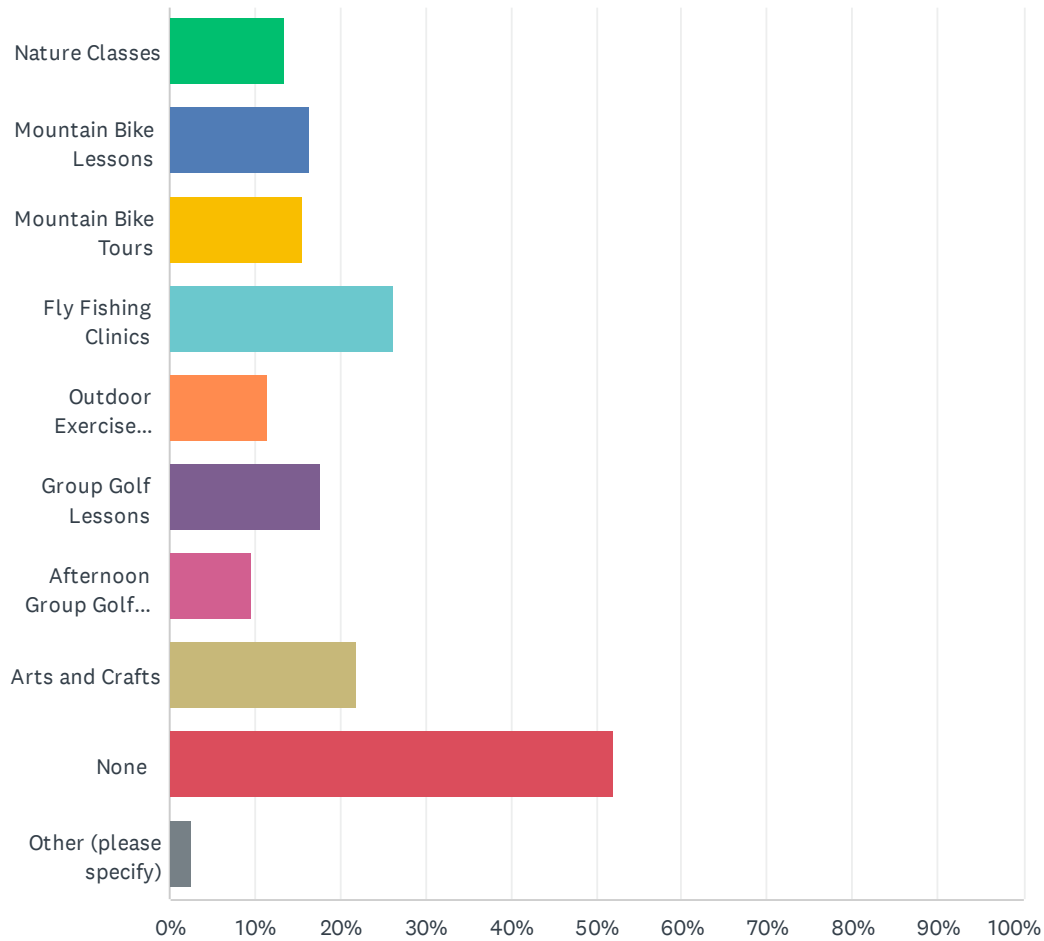
Answered: 926 Skipped: 174



ANSWER CHOICES	2010		2022	
	Responses		RESPONSES	
Nature Classes	19.42%	156	22.89%	212
Mountain Bike Lessons	10.58%	85	11.56%	107
Mountain Bike Tours	12.33%	99	15.77%	146
Fly Fishing Clinics	29.39%	236	31.43%	291
Outdoor Exercise Classes	20.42%	164	29.37%	272
Group Golf Lessons	13.20%	106	22.68%	210
Afternoon Group Golf Program	16.19%	130	16.85%	156
None	35.36%	284	35.85%	332
Other (please specify)	.37%	3	4.21%	39
Total Respondents: 926	Total Respondents	803	Total Respondents	926

Q80 Please indicate if any of the following would be of interest to your Children or Grandchildren. Please mark "None" if you would not be interested in any of the programs indicated below or you have no children or grandchildren.

Answered: 910 Skipped: 190

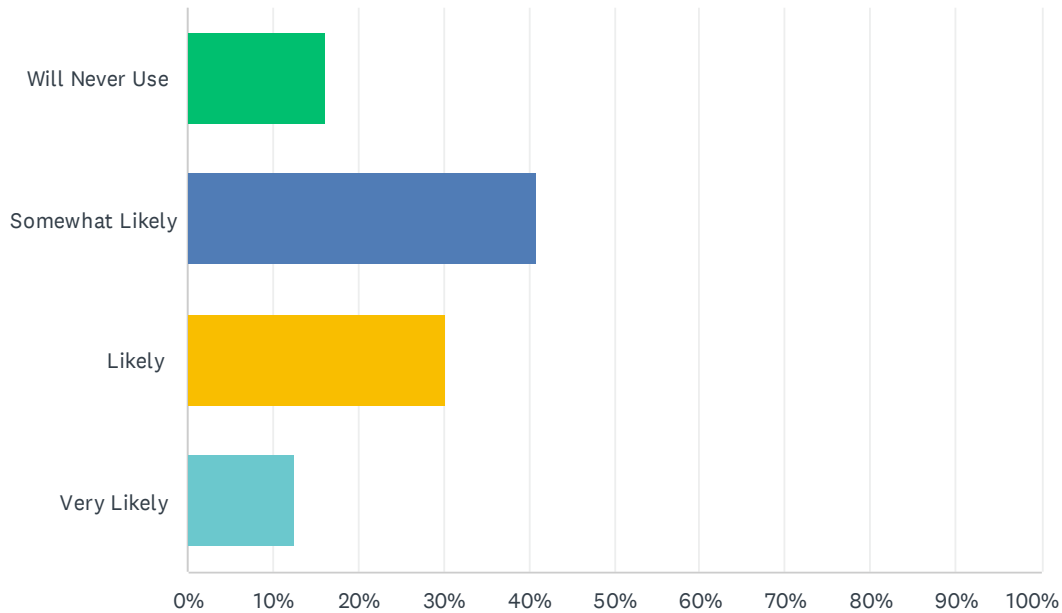


SVEA June/July Owner Survey 2022

ANSWER CHOICES	2010		2022	
	Responses		RESPONSES	
Nature Classes	13.57%	109	13.41%	122
Mountain Bike Lessons	13.95%	112	16.37%	149
Mountain Bike Tours	11.58%	93	15.60%	142
Fly Fishing Clinics	22.04%	177	26.26%	239
Outdoor Exercise Classes	8.43%	67	11.43%	104
Group Golf Lessons	11.95%	96	17.69%	161
Afternoon Group Golf Program	10.21%	82	9.67%	88
Arts and Crafts	N/A		21.87%	199
None	47.82%	384	51.98%	473
Other (please specify)	.74%	6	2.53%	23
Total Respondents: 910	Total Respondents	803	Total Respondents	910

Q81 How likely are you to use, or increase your usage, of the Open Space amenities if the programs you selected in the previous question were offered?

Answered: 871 Skipped: 229



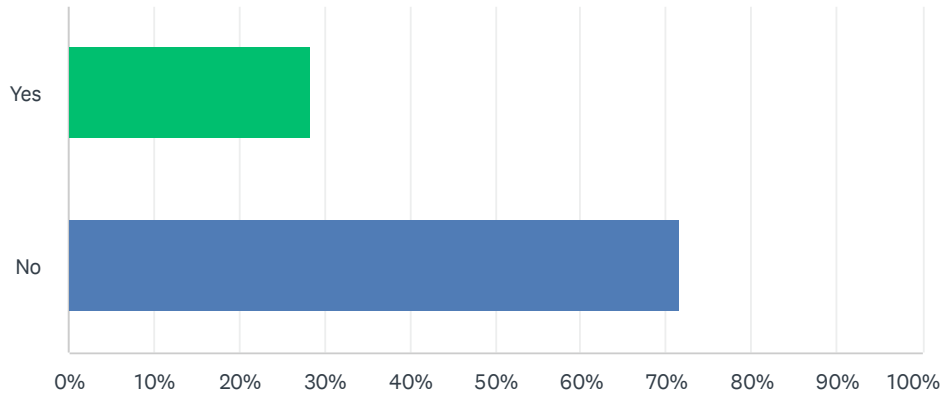
ANSWER CHOICES	RESPONSES	
Will Never Use	16.19%	141
Somewhat Likely	40.99%	357
Likely	30.20%	263
Very Likely	12.63%	110
TOTAL		871

2010 Responses

Will Never Use	22.95%	154
Somewhat likely	39.79%	267
Likely	25.48%	171
Very likely	11.78%	79
	Total	671

Q82 Do you actively use, or have you used in the last year, the Harker Center Park?

Answered: 1,045 Skipped: 55



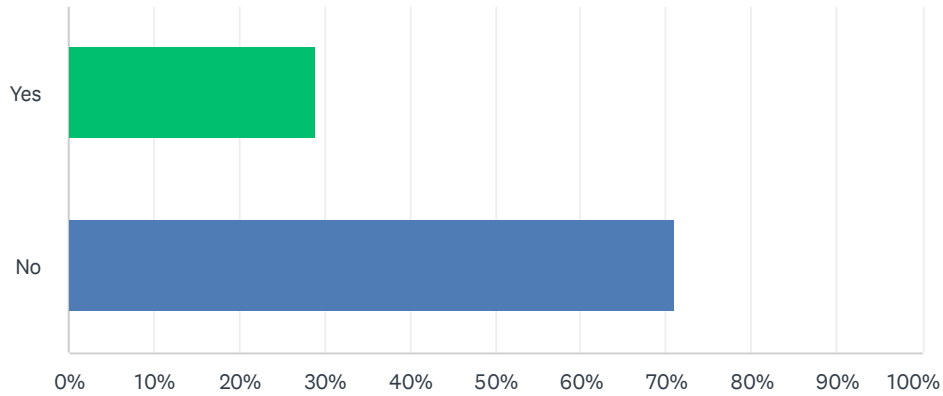
ANSWER CHOICES	RESPONSES	
Yes	28.42%	297
No	71.58%	748
TOTAL		1,045

2010 Responses

Yes	25.16%	191
No	74.84%	568
	Total	759

Q83 Have you ever used the Harker Park for any reason

Answered: 747 Skipped: 353



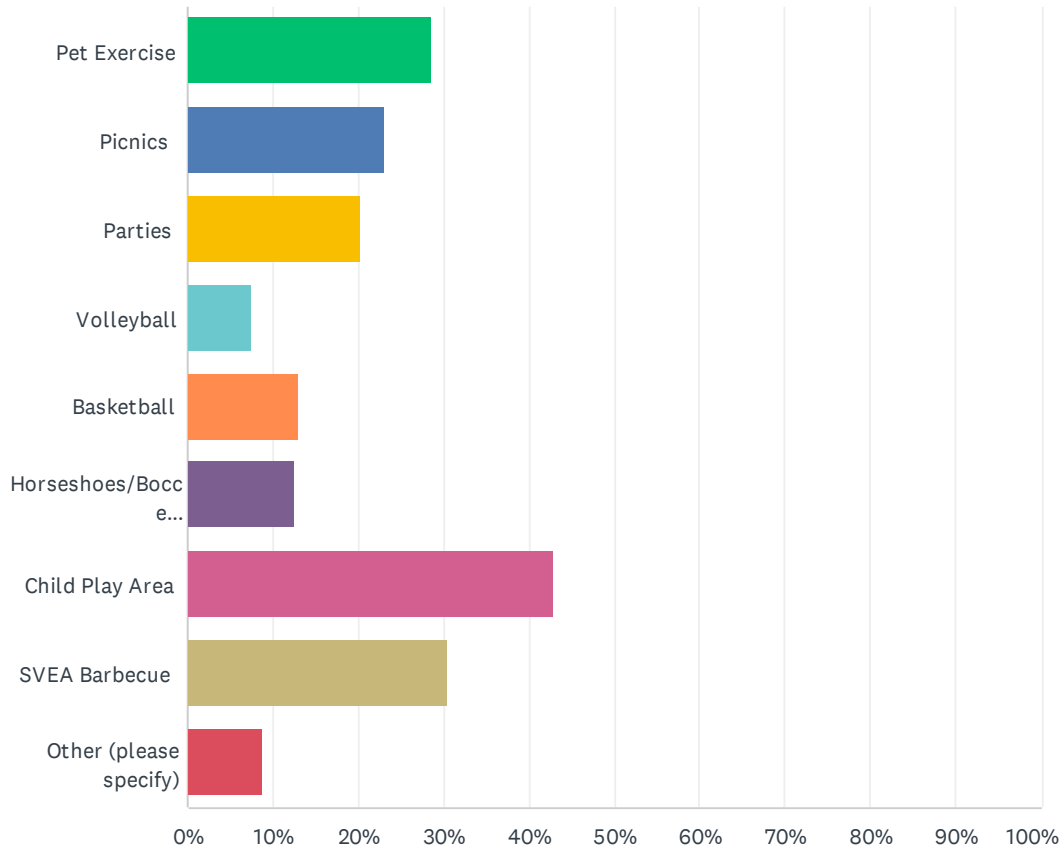
ANSWER CHOICES	RESPONSES	
Yes	28.92%	216
No	71.08%	531
TOTAL		747

2010 Responses

Yes	27.44%	163
No	72.56%	431
	Total	594

Q84 Please indicate for what purpose you use the Harker Center Park: (Mark all that apply.)

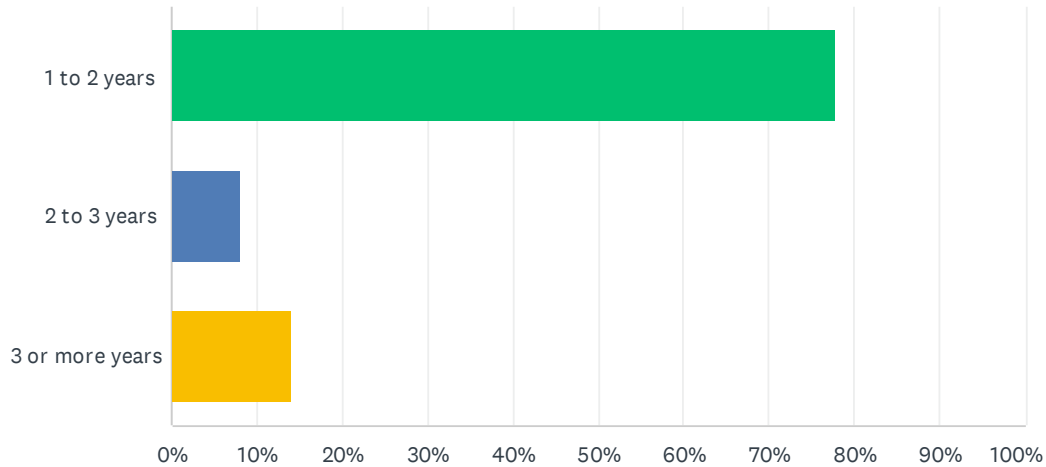
Answered: 498 Skipped: 602



ANSWER CHOICES	2010		2022	
	Responses		RESPONSES	
Pet Exercise	16.23%	31	28.51%	142
Picnics	25.65%	49	23.09%	115
Parties	7.85%	15	20.28%	101
Volleyball	11.51%	22	7.43%	37
Basketball	15.70%	30	13.05%	65
Horseshoes/Bocce Ball/Shuffleboard	14.13%	27	12.65%	63
Child Play Area	68.59%	131	42.77%	213
SVEA Barbecue	29.31%	56	30.52%	152
Other (please specify)	.52%	1	8.84%	44
Total Respondents: 498	Total Respondents	191	Total Respondents	498

Q85 How long has it been since you last used the Harker Center Park for any reason?

Answered: 459 Skipped: 641



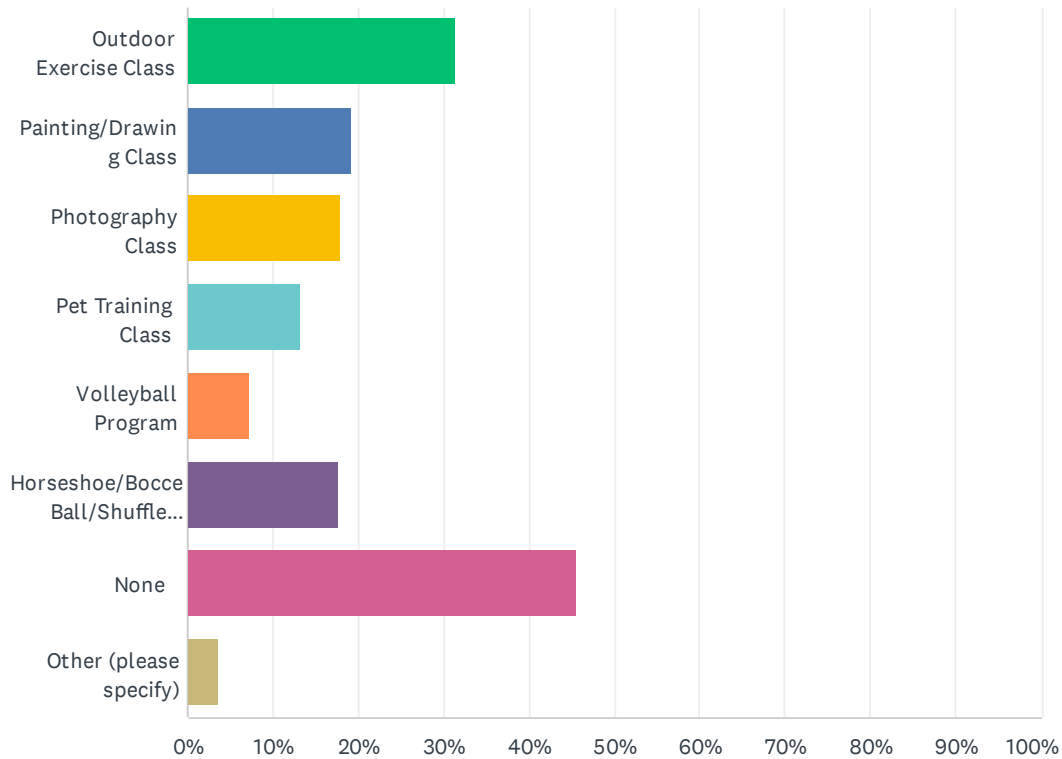
ANSWER CHOICES	RESPONSES	
1 to 2 years	77.78%	357
2 to 3 years	8.06%	37
3 or more years	14.16%	65
TOTAL		459

2010 Responses

1 to 2 years	52.07%	88
2 to 3 years	15.97%	27
3 or more years	31.96%	54
	Total	169

Q86 Please indicate if any of the following park programs would be of interest to you. (Please mark "None" if you have no interest in programs indicated below.) Please list any other park activity you may be interested in.

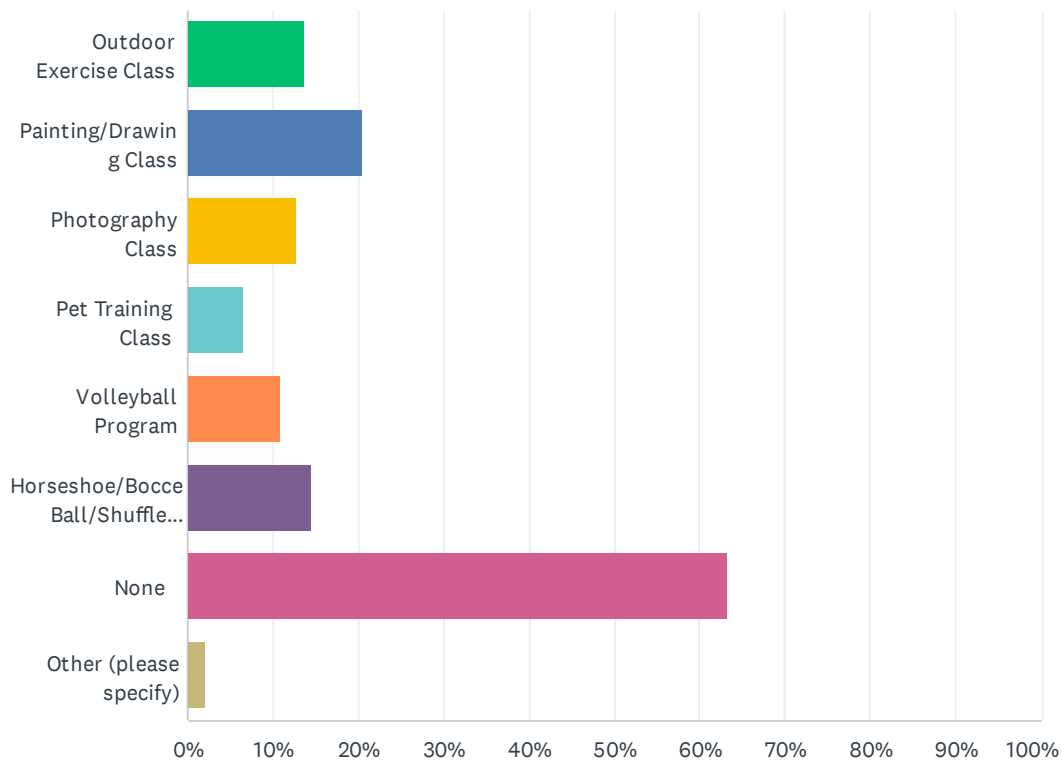
Answered: 994 Skipped: 106



ANSWER CHOICES	2010		2022	
	Responses		RESPONSES	
Outdoor Exercise Class	22.54%	181	31.39%	312
Painting/Drawing Class	15.06%	121	19.11%	190
Photography Class	20.79%	167	18.01%	179
Pet Training Class	7.47%	60	13.18%	131
Volleyball Program	5.72%	46	7.24%	72
Horseshoe/Bocce Ball/Shuffleboard Tournament	6.35%	51	17.61%	175
None	47.32%	380	45.57%	453
Other (please specify)	.00%		3.72%	37
Total Respondents: 994	Total Respondents	803	Total Respondents	994

Q87 Please indicate if any of the following programs would be of interest to your Children or Grandchildren. Please mark "None" if they have no interest in programs indicated below. Please list any other park activity they may be interested in. (Please mark all that apply or "None" if you have no children or grandchildren.)

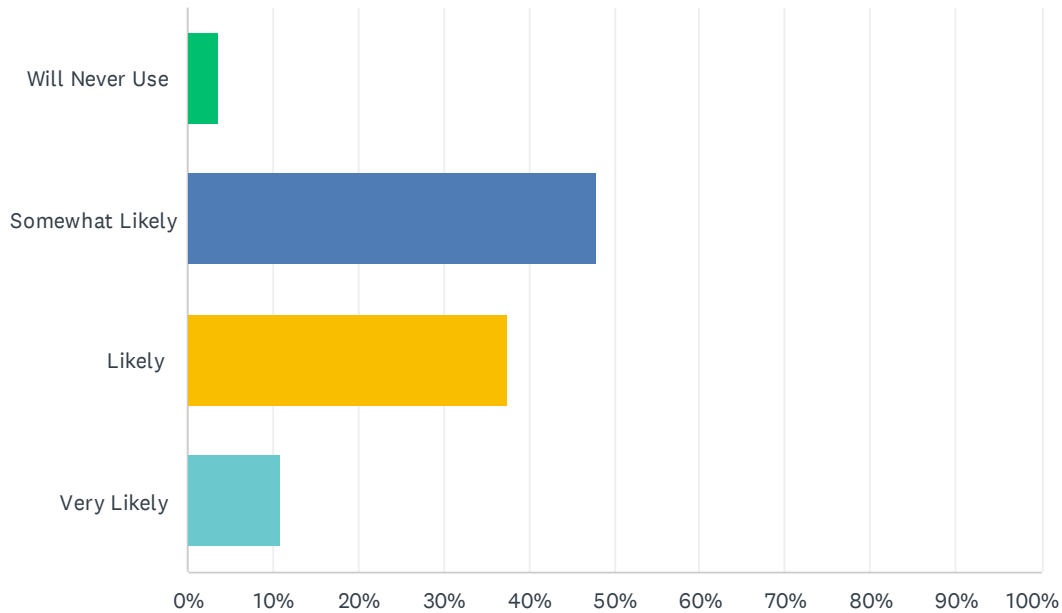
Answered: 981 Skipped: 119



ANSWER CHOICES	2010		2022	
	Responses		RESPONSES	
Outdoor Exercise Class	12.05%	84	13.66%	134
Painting/Drawing Class	16.35%	114	20.39%	200
Photography Class	14.49%	101	12.74%	125
Pet Training Class	5.74%	40	6.52%	64
Volleyball Program	13.05%	91	10.81%	106
Horseshoe/Bocce Ball/Shuffleboard Tournament	7.17%	50	14.48%	142
None	67.14%	468	63.40%	622
Other (please specify)	.14%	1	2.14%	21
Total Respondents: 981	Total Respondents	697	Total Respondents	981

Q88 How likely are you to use, or increase your usage, of the Harker Center Park amenity if the programs you selected in the previous question were offered?

Answered: 396 Skipped: 704



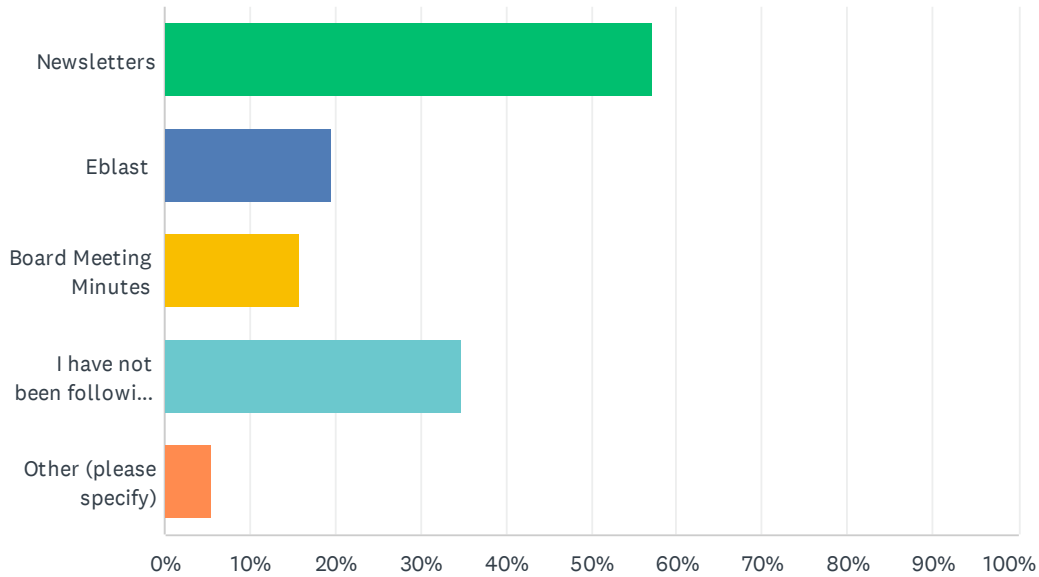
ANSWER CHOICES	RESPONSES	
Will Never Use	3.54%	14
Somewhat Likely	47.98%	190
Likely	37.63%	149
Very Likely	10.86%	43
TOTAL		396

2010 Responses

Will Never Use	29.63%	160
Somewhat Likely	42.59%	230
Likely	20.00%	108
Very likely	7.78%	42
	Total	540

Q89 How have you been keeping informed regarding the Twin Creek Riparian Restoration Plan? Please mark all that apply:

Answered: 1,045 Skipped: 55



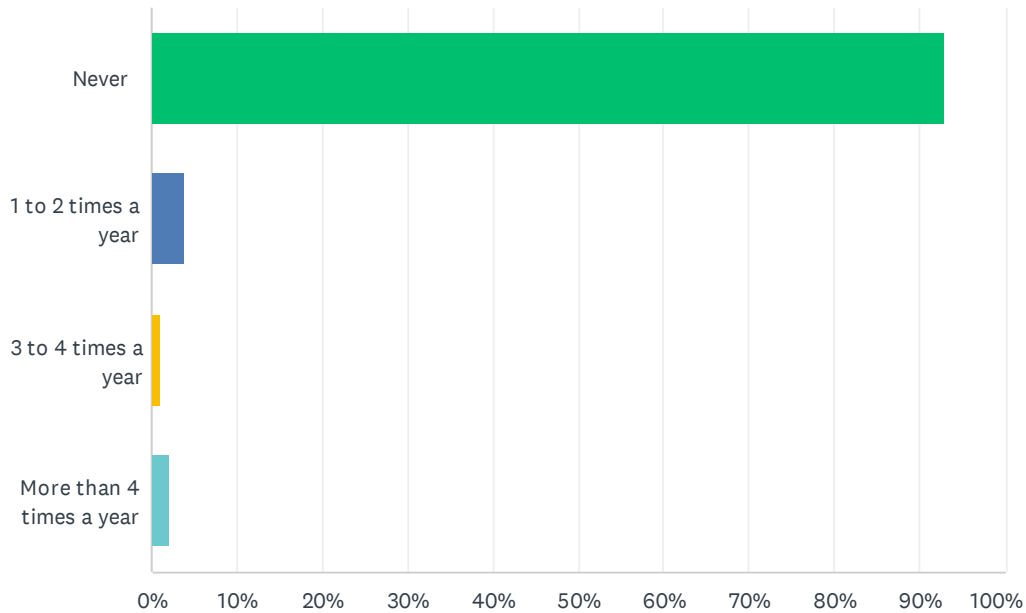
ANSWER CHOICES	RESPONSES	
Newsletters	57.22%	598
Eblast	19.71%	206
Board Meeting Minutes	15.69%	164
I have not been following this issue	34.74%	363
Other (please specify)	5.55%	58
Total Respondents: 1,045		

2010 Responses

Not in Survey.

Q90 On average, during the past three years, how frequently have you or members of your family used any of the Twin Creek ponds for fishing or recreational purposes?

Answered: 1,045 Skipped: 55



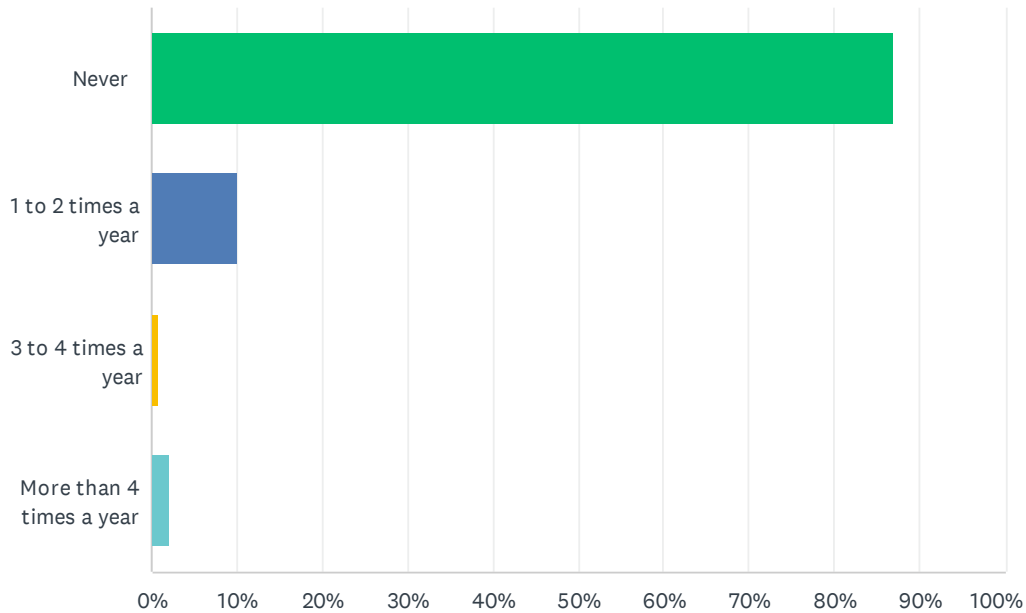
ANSWER CHOICES	RESPONSES	
Never	93.01%	972
1 to 2 times a year	3.73%	39
3 to 4 times a year	1.05%	11
More than 4 times a year	2.20%	23
TOTAL		1,045

2010 Responses

Not in survey.

Q91 On average, during the past three years, how frequently have you or members of your family utilized the pond in Elkhorn Village Pond for fishing or recreational purposes?

Answered: 1,046 Skipped: 54



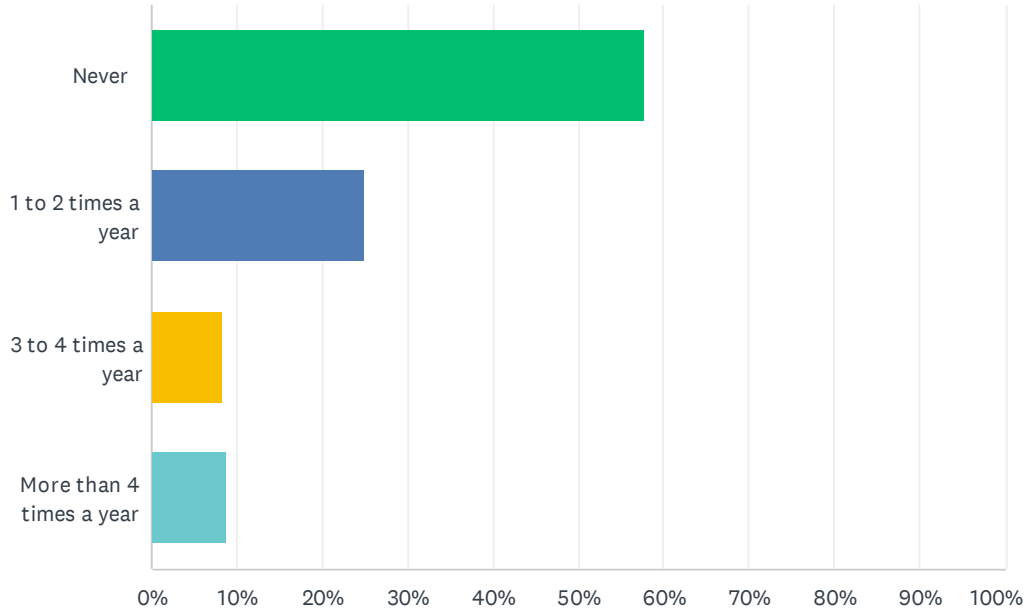
ANSWER CHOICES	RESPONSES	
Never	87.00%	910
1 to 2 times a year	9.94%	104
3 to 4 times a year	0.86%	9
More than 4 times a year	2.20%	23
TOTAL		1,046

2010 Responses

Not in survey.

Q92 If SVEA were to use association funds to develop the Twin Creek Ponds as a recreational area, how likely are you to use this amenity?

Answered: 1,034 Skipped: 66



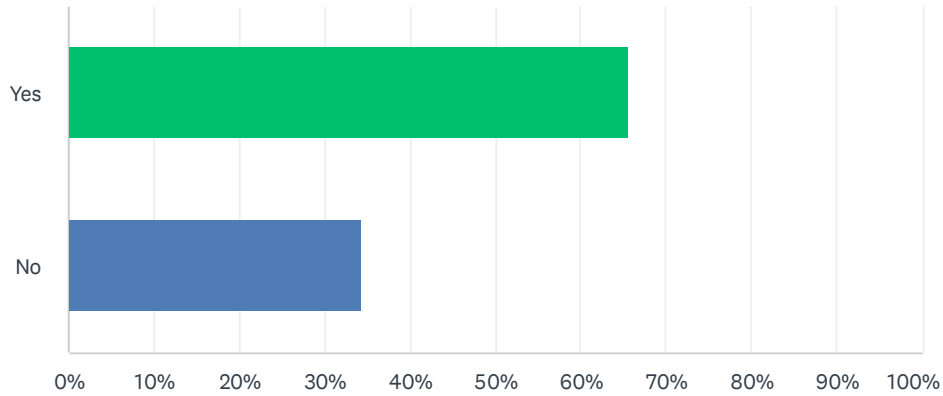
ANSWER CHOICES	RESPONSES	
Never	57.74%	597
1 to 2 times a year	25.05%	259
3 to 4 times a year	8.41%	87
More than 4 times a year	8.80%	91
TOTAL		1,034

2010 Responses

Not in survey.

Q93 Have you been to the Harker Center Administrative office sometime in the last 12 months?

Answered: 1,048 Skipped: 52



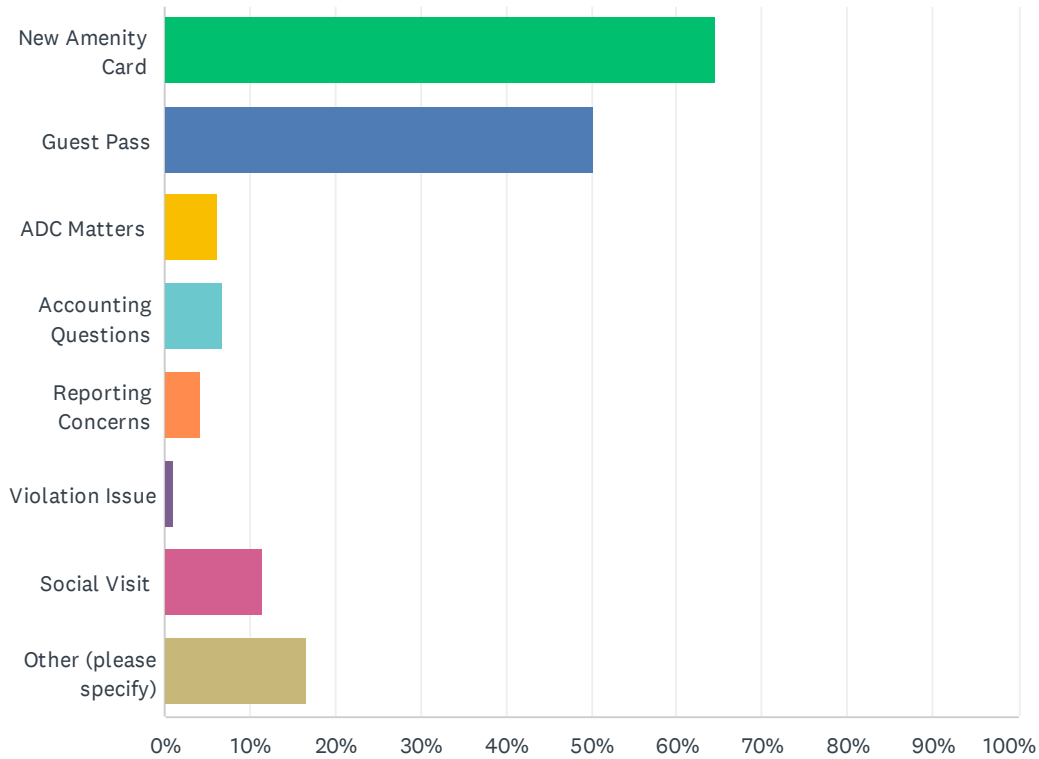
ANSWER CHOICES	RESPONSES	
Yes	65.74%	689
No	34.26%	359
TOTAL		1,048

2010 Responses

Yes	73.48%	557
No	26.52%	201
	Total	758

Q94 Please indicate the reason(s) for your visit: to the Administrative Offices. (Please mark all that apply.)

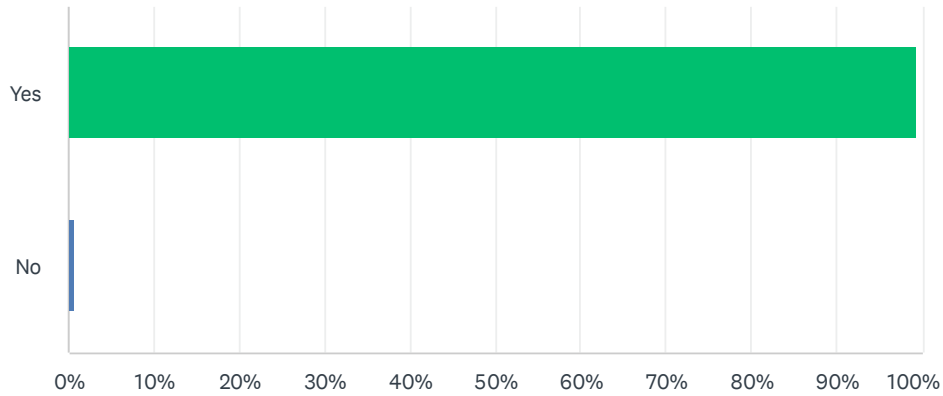
Answered: 687 Skipped: 413



ANSWER CHOICES	2010		2022	
	Responses		RESPONSES	
New Amenity Card	82.94%	462	64.63%	444
Guest Pass	48.29%	269	50.22%	345
ADC Matters	5.56%	31	6.26%	43
Accounting Questions	2.15%	12	6.84%	47
Reporting Concerns	3.41%	19	4.37%	30
Violation Issue	.54%	3	1.16%	8
Social Visit	9.51%	53	11.50%	79
Other (please specify)	.89%	5	16.59%	114
Total Respondents: 687	Total Respondents	557	Total Respondents	687

Q95 Was the administrative staff helpful and courteous during your visit?

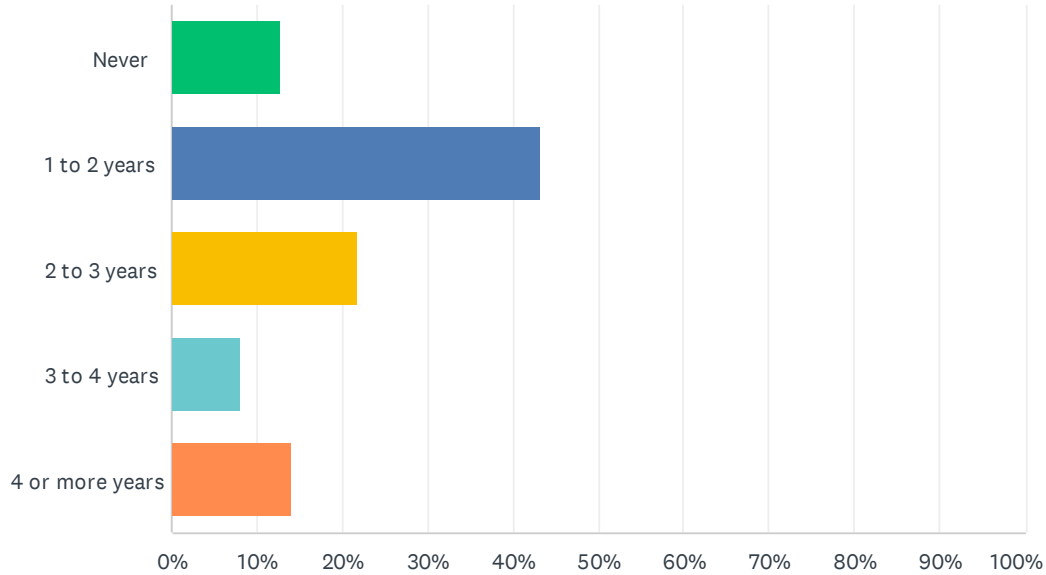
Answered: 687 Skipped: 413



ANSWER CHOICES	RESPONSES	
Yes	99.27%	682
No	0.73%	5
TOTAL		687
2010 Responses		
Yes	99.47%	563
No	.53%	3
	Total	566

Q96 How long has it been since you have visited the administrative offices?

Answered: 358 Skipped: 742



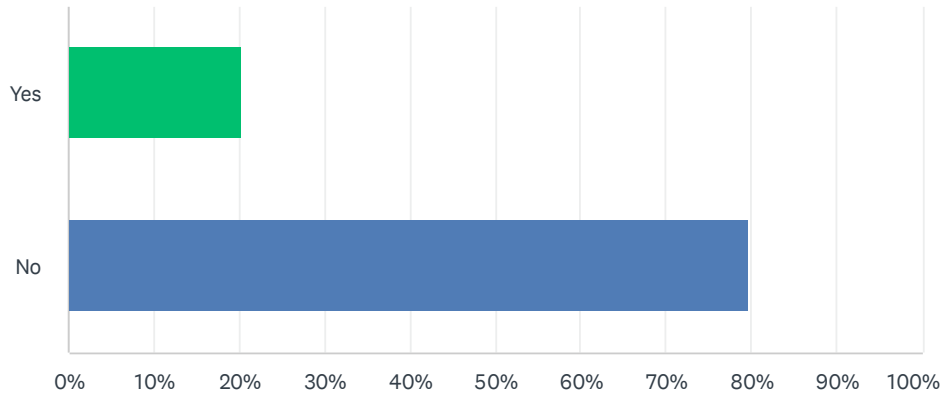
ANSWER CHOICES	RESPONSES	
Never	12.85%	46
1 to 2 years	43.30%	155
2 to 3 years	21.79%	78
3 to 4 years	8.10%	29
4 or more years	13.97%	50
TOTAL		358

2010 Responses

Never	4.47%	11
1 to 2 years	54.88%	135
2 to 3 years	18.29%	45
3 to 4 years	7.73%	19
4 or more years	14.63%	36
	Total	246

Q97 Have you used the Harker Center lounge for a private gathering?

Answered: 1,045 Skipped: 55



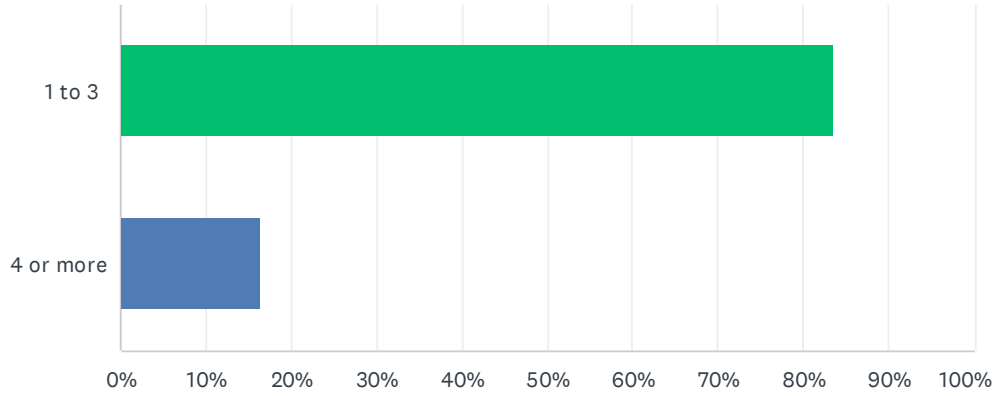
ANSWER CHOICES	RESPONSES	
Yes	20.19%	211
No	79.81%	834
TOTAL		1,045

2010 Responses

Did not ask question.

Q98 How many times have you used the Harker Center lounge for a private gathering?

Answered: 214 Skipped: 886



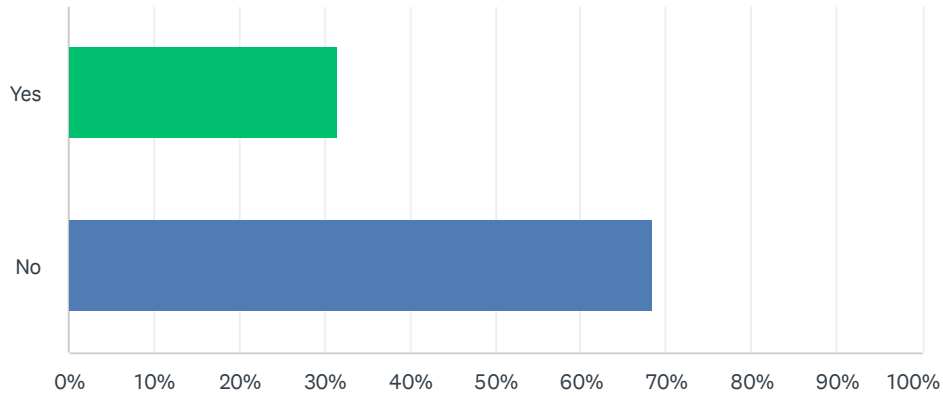
ANSWER CHOICES	RESPONSES	
1 to 3	83.64%	179
4 or more	16.36%	35
TOTAL		214

2010 Responses

Did not ask question.

Q99 Did you know you could use the Harker Lounge for private gatherings at no charge to property owners?

Answered: 829 Skipped: 271



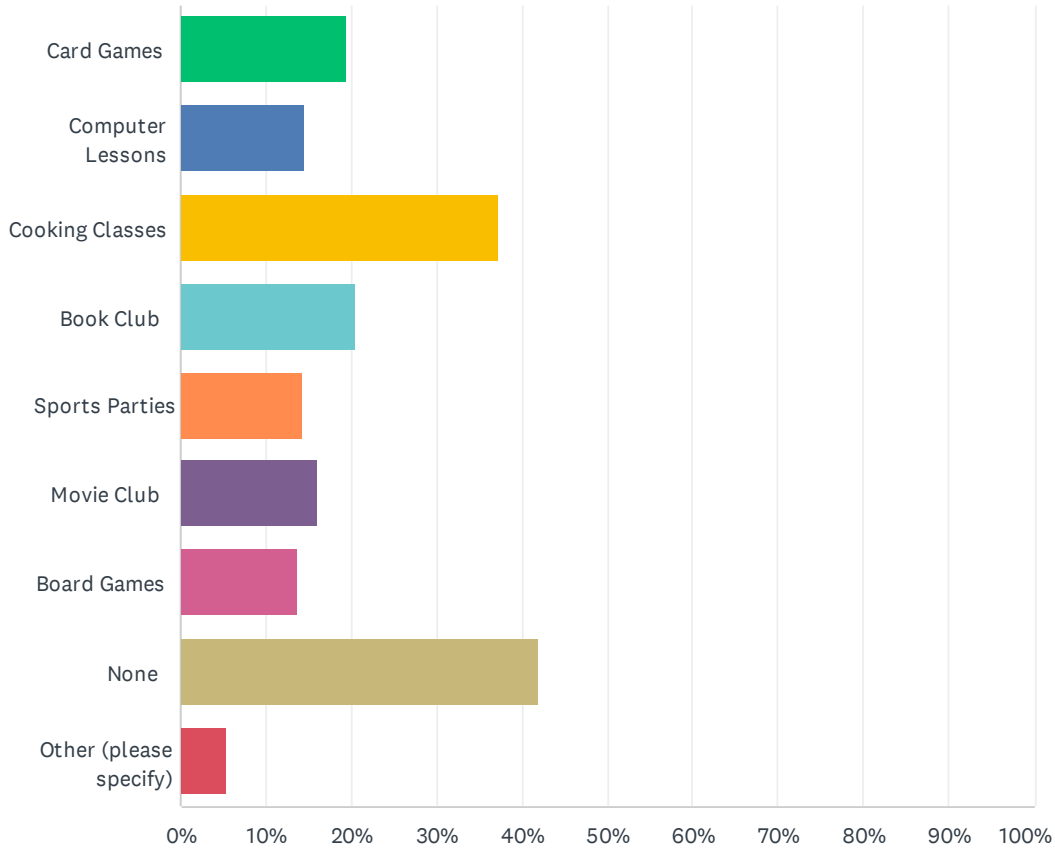
ANSWER CHOICES	RESPONSES	
Yes	31.48%	261
No	68.52%	568
TOTAL		829

2010 Responses

Yes	67.28%	512
No	32.72%	249
	Total	761

Q100 Please indicate if any of the following lounge programs would be of interest to you. Please mark "None" if no program indicated below is of interest. (Please list any other indoor group activity which may be of interest.)

Answered: 1,011 Skipped: 89

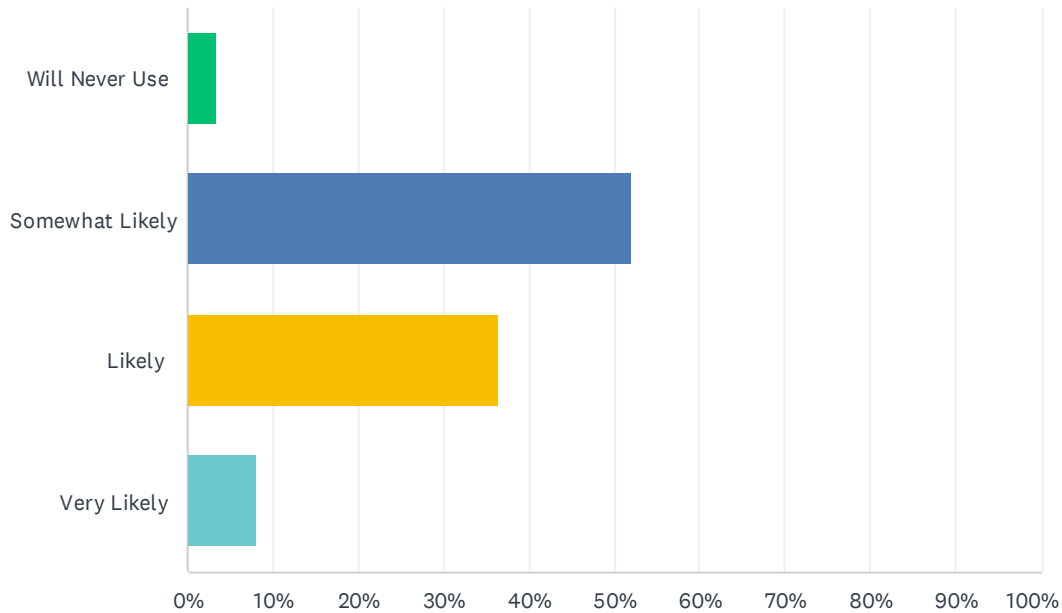


SVEA June/July Owner Survey 2022

ANSWER CHOICES	2010		2022	
	Responses		RESPONSES	
Card Games	14.57%	117	19.39%	196
Computer Lessons	20.29%	163	14.44%	146
Cooking Classes	25.40%	204	37.29%	377
Book Club	17.31%	139	20.38%	206
Sports Parties	9.21%	74	14.24%	144
Movie Club	13.82%	111	16.02%	162
Board Games	6.22%	50	13.75%	139
None	44.95%	361	41.94%	424
Other (please specify)	.12%	1	5.24%	53
Total Respondents: 1,011	Total Respondents	803	Total Respondents	1,011

Q101 How likely are you to use, or increase your usage of the Harker Lounge amenity if the programs you selected in the previous question were offered?

Answered: 601 Skipped: 499



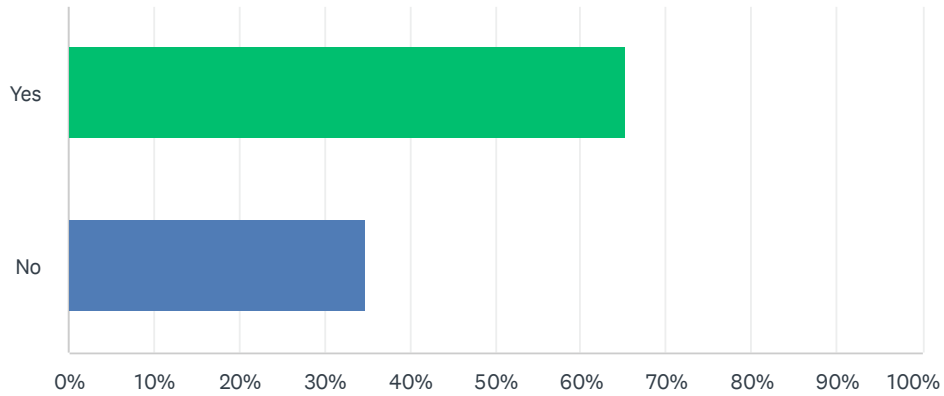
ANSWER CHOICES	RESPONSES	
Will Never Use	3.33%	20
Somewhat Likely	52.08%	313
Likely	36.44%	219
Very Likely	8.15%	49
TOTAL		601

2010 Responses

Will Never Use	29.58%	176
Somewhat likely	39.83%	237
Likely	22.35%	133
Very likely	8.24%	49
	Total	595

Q102 Have you viewed the SVEA website: www.ElkhorninSunValley.com?

Answered: 1,036 Skipped: 64



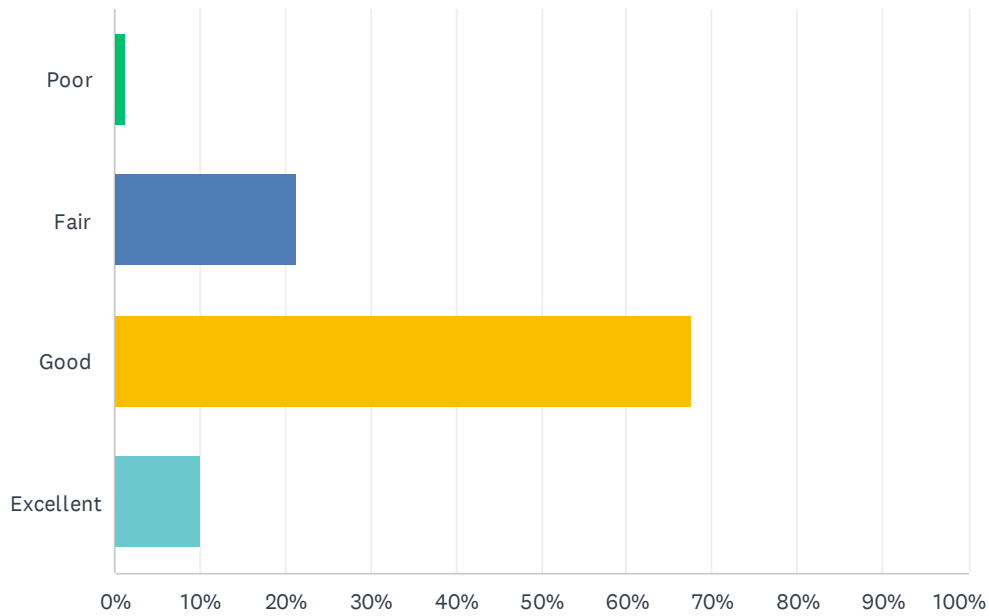
ANSWER CHOICES	RESPONSES	
Yes	65.15%	675
No	34.85%	361
TOTAL		1,036

2010 Responses

Yes	63.78%	479
No	36.22%	272
	Total	751

Q103 How would you rate the website appearance and navigation?

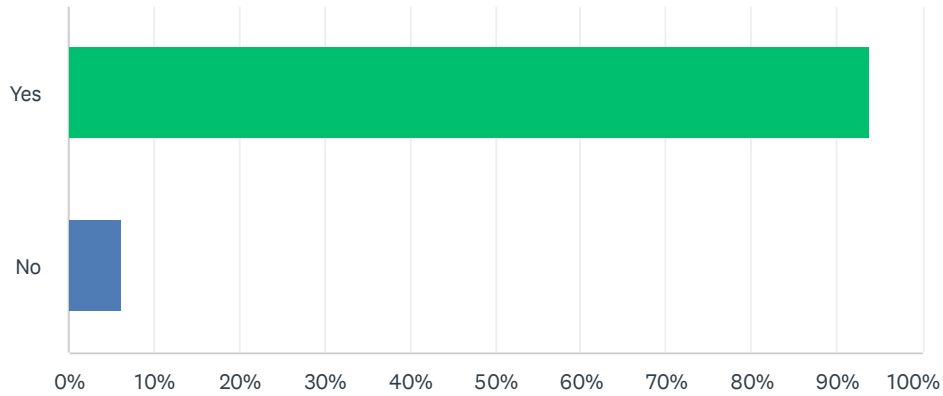
Answered: 662 Skipped: 438



ANSWER CHOICES	2010		2022	
	Responses	Responses	RESPONSES	RESPONSES
Poor	0.00%	0	1.21%	8
Fair	10.62%	50	21.30%	141
Good	80.04%	377	67.52%	447
Excellent	9.34%	44	9.97%	66
TOTAL	Total	471	Total	662

Q104 Were you able to find the information you needed while visiting the website?

Answered: 654 Skipped: 446



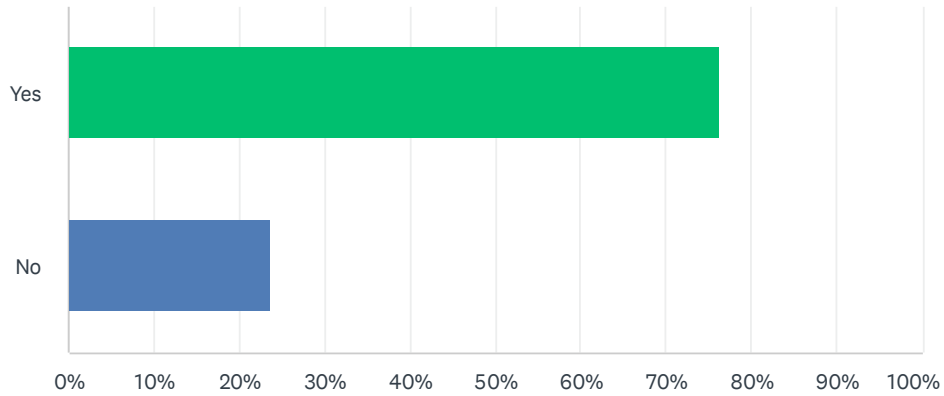
ANSWER CHOICES	RESPONSES	
Yes	93.88%	614
No	6.12%	40
TOTAL		654

2010 Responses

Yes	95.09%	446
No	4.91%	23
	Total	469

Q105 Do you use Online Banking Services to Pay Bills?

Answered: 1,018 Skipped: 82



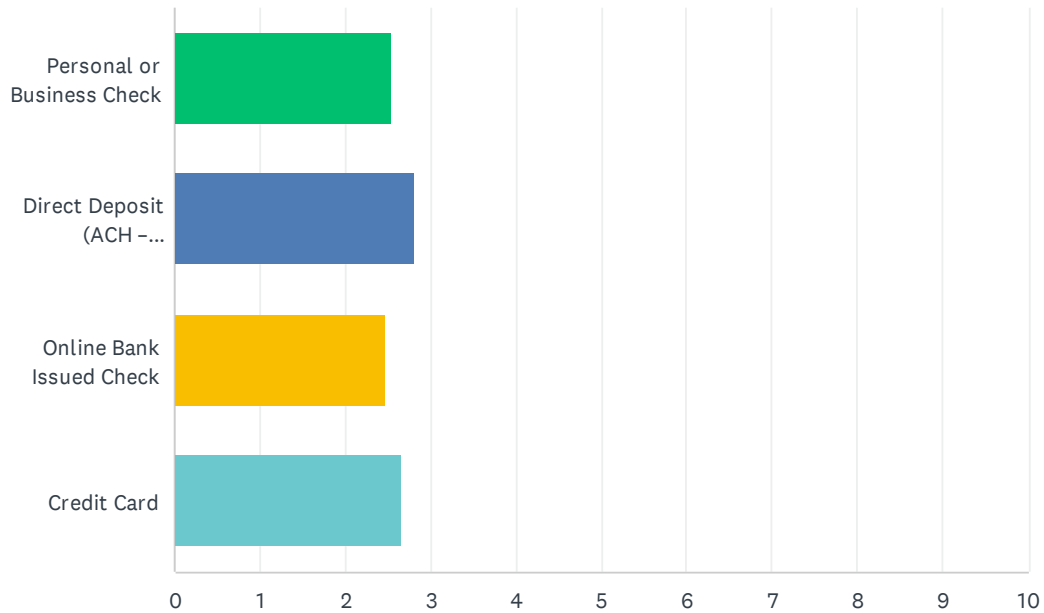
ANSWER CHOICES	RESPONSES	
Yes	76.42%	778
No	23.58%	240
TOTAL		1,018

2010 Responses

Did not ask question.

Q106 Which method would you prefer to use for paying your SVEA semi-annual dues? Please arrange in order of preference from 1-4 with 1 being the most preferred.

Answered: 980 Skipped: 120



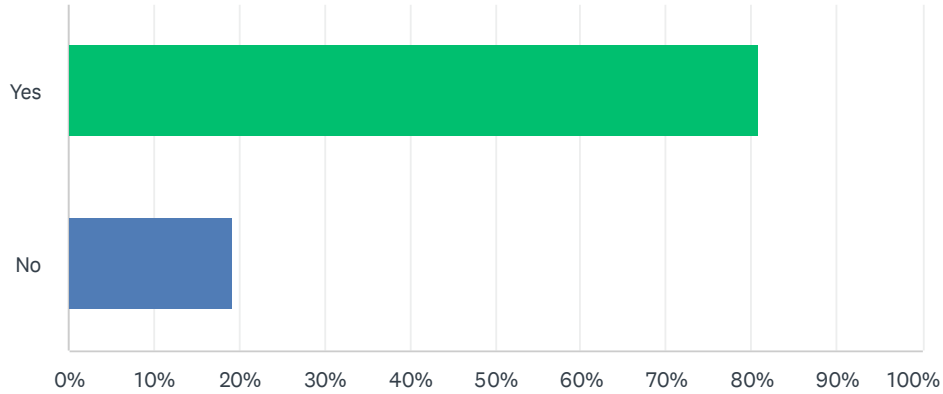
	1	2	3	4	TOTAL	SCORE
Personal or Business Check	30.58% 252	19.30% 159	22.57% 186	27.55% 227	824	2.53
Direct Deposit (ACH – Automatic Withdrawal)	39.97% 305	21.10% 161	19.79% 151	19.13% 146	763	2.82
Online Bank Issued Check	26.34% 202	20.99% 161	26.34% 202	26.34% 202	767	2.47
Credit Card	25.95% 199	34.16% 262	21.12% 162	18.77% 144	767	2.67

2010 Responses

Did not ask question.

Q107 If there were no fees to pay SVEA dues directly through online invoicing, would you use this service?

Answered: 1,001 Skipped: 99



ANSWER CHOICES	RESPONSES	
Yes	80.82%	809
No	19.18%	192
TOTAL		1,001

2010 Responses:

Question - How likely are you to pay your dues by credit card if a 2% transaction fee is applied to your dues balance?

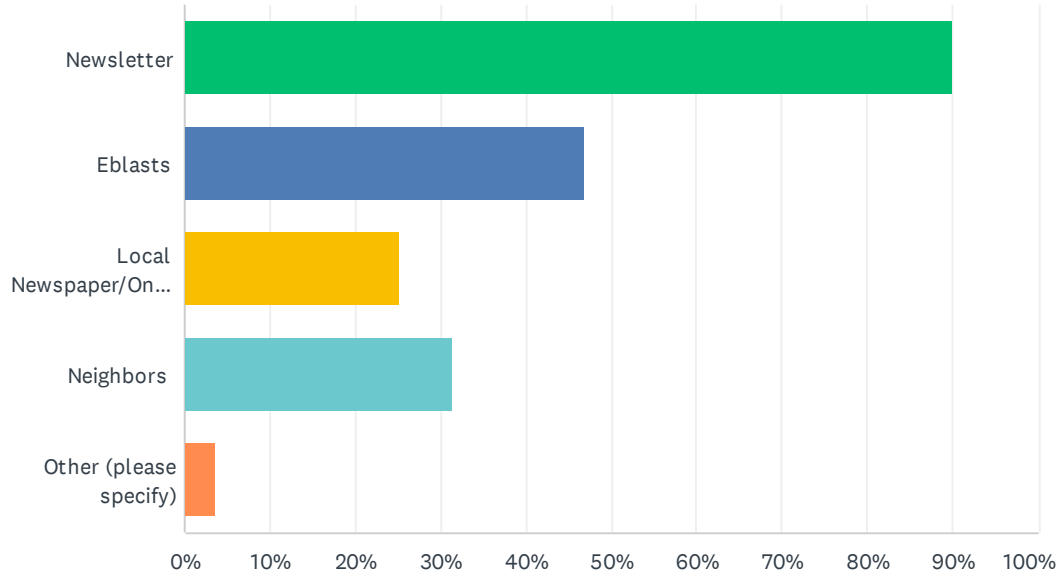
Will never use	80.43%	600
Somewhat likely	12.20%	91
Likely	3.61%	27
Very likely	3.76%	28
Total		746

Question - Would you like to receive your dues statement by email?

Yes	42.62%	309
No	57.38%	416
Total		725

Q108 How do you keep informed on what is happening in Elkhorn? (Mark all that apply)

Answered: 1,023 Skipped: 77



ANSWER CHOICES	RESPONSES	
Newsletter	90.03%	921
Eblasts	46.92%	480
Local Newspaper/Online News Source	25.22%	258
Neighbors	31.38%	321
Other (please specify)	3.71%	38
Total Respondents: 1,023		

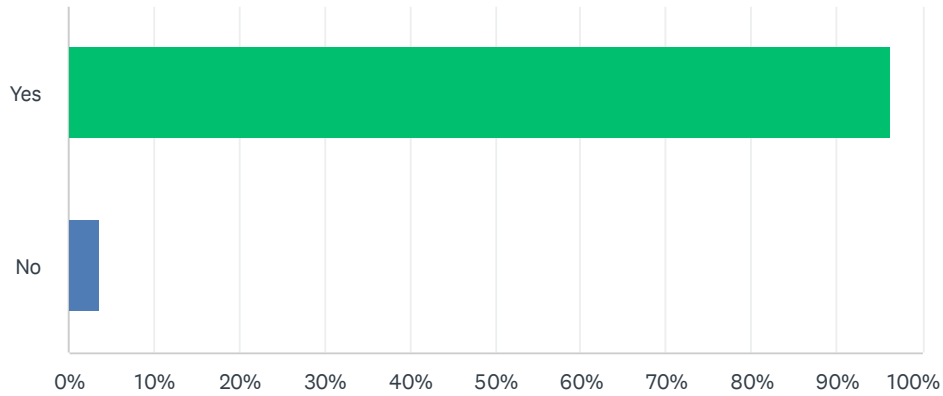
2010 Responses

Question: Would you like to receive you newsletter by email?

Yes	63.94%	477
No	36.06%	269
	Total	746

Q109 Overall are you satisfied with SVEA efforts to keep you informed on what's happening in Elkhorn?

Answered: 1,019 Skipped: 81



ANSWER CHOICES	RESPONSES	
Yes	96.37%	982
No	3.63%	37
TOTAL		1,019

2010 Response

Did not ask question.

Q110 Do you have one or both of the following household pets? Please list the total number of pets in each category in your household.

Answered: 741 Skipped: 359

ANSWER CHOICES	RESPONSES	
Dogs	94.87%	703
Cats	41.97%	311

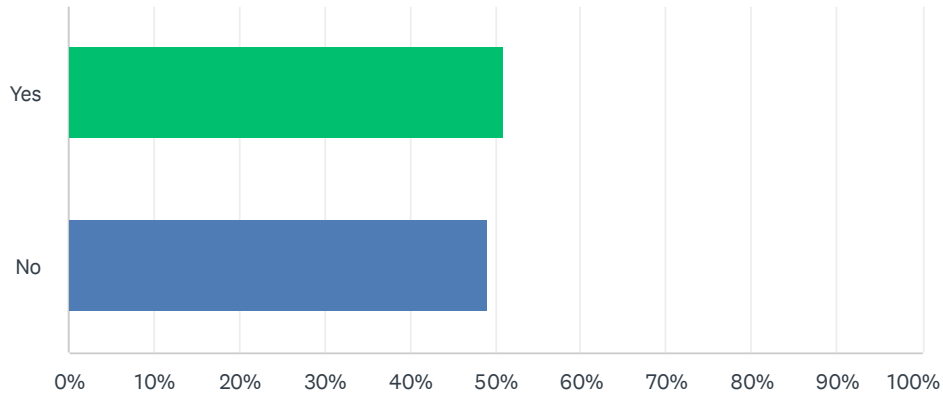
2010 Responses

Dogs

Cats - N/A

Q111 Should SVEA consider expanding its amenities to include a dog park in the future?

Answered: 955 Skipped: 145



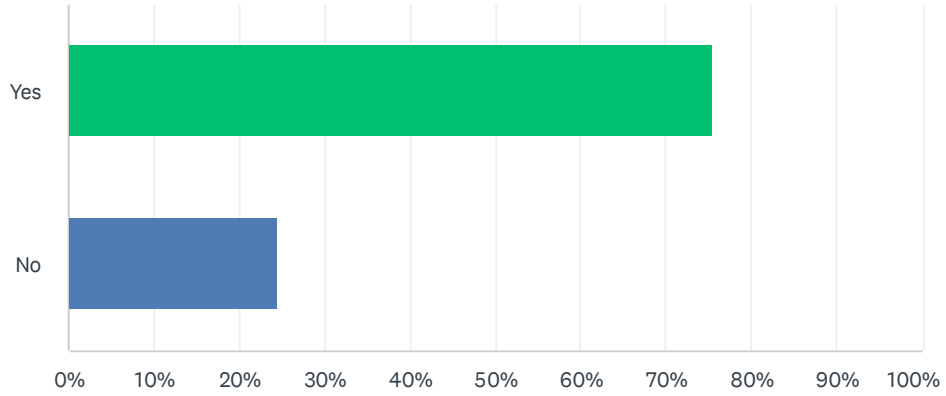
ANSWER CHOICES	RESPONSES	
Yes	50.89%	486
No	49.11%	469
TOTAL		955

2010 Response

Did not ask question.

Q112 Do you believe that the number of dog waste stations in Elkhorn are adequate?

Answered: 912 Skipped: 188



ANSWER CHOICES	RESPONSES	
Yes	75.44%	688
No	24.56%	224
TOTAL		912

2010 Responses

Did not ask question.

Q113 Your constructive comments are welcome, encouraged and requested below. Please know that we are very much aware property owners are concerned about costs. Many of you have voiced a strong desire to keep dues at a minimum. That message has been heard. With that in mind, please let us know how we might better serve you. Thank You.

Answered: 322 Skipped: 778